

School Summary 2017-18

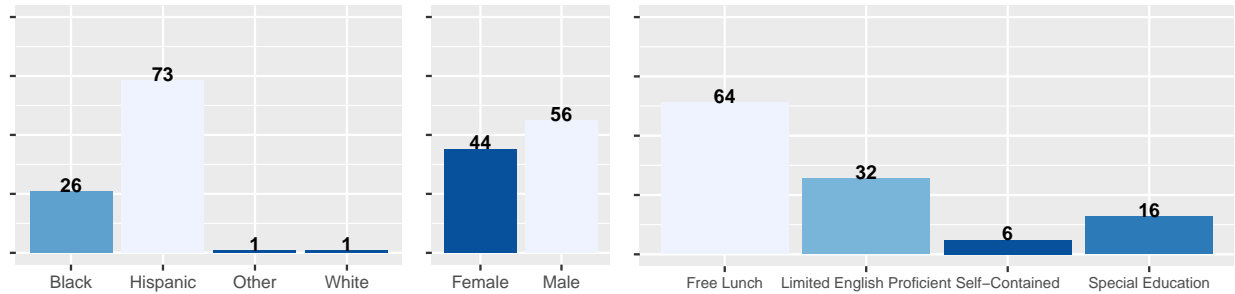
Barringer Academy of S.T.E.A.M.

Principal	Ward	Community School	School Type	Grades offered in 18-19	Student Enrollment 18-19
Angela Mincy	North	No	Comprehensive	9 - 12th	1404

Note:

Enrollment based on October 2018 ASSA Submission. Barringer ARTS and STEAM merged in 18-19

Student Demographics as of 10/15/2018 (Numbers displayed as percent of student body)



School Resources and Programs

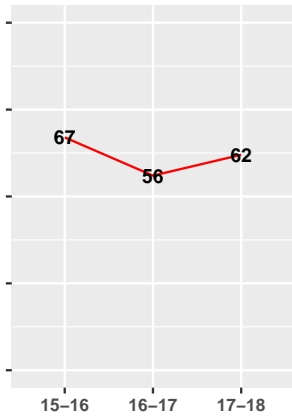
Bilingual Programs Offered 18-19	Special Ed. Programs Offered 18-19	Head Start Offered 18-19	Percent AP Participation
Span.	None	No	9%

Teacher and Class Information

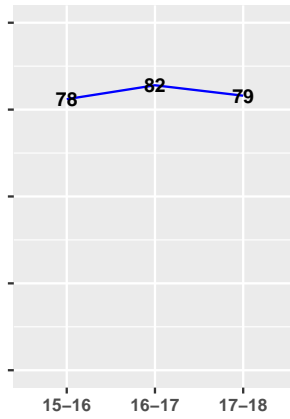
Measure	Result
Percent Teachers with five or more years of service in NPS	47%
Percent of effective and highly effective teachers retained(16-17 to 17-18)	76%
Percent instructional staff missing 4 days or fewer	30%
Student-Teacher Ratio	14.2 to 1
Average Section Size K-3	NA
Average Section Size 4-8	NA
Average Section Size 9-12	22

Attendance and Student Mobility

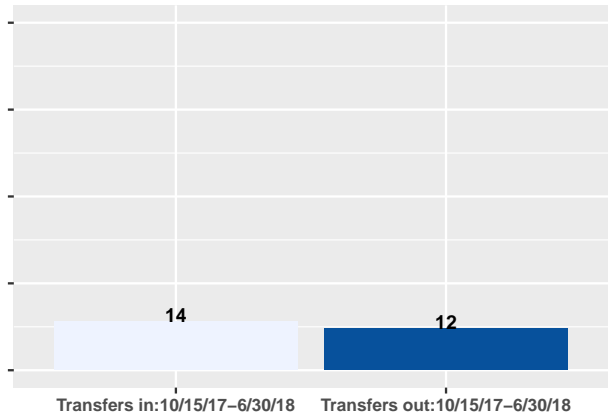
Percent Chronically Absent



Average Daily Attendance

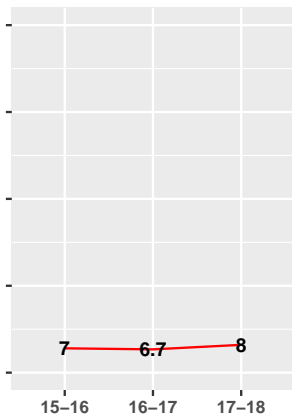


Student Mobility Rate

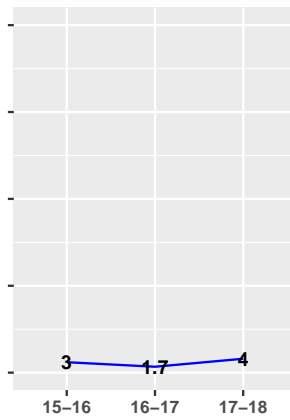


PARCC Performance 2017-18

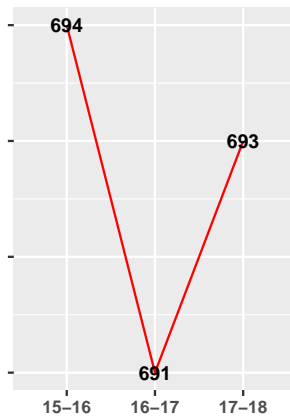
ELA Percent Proficient



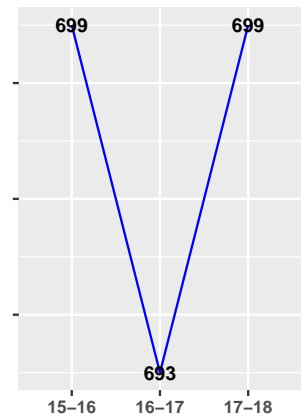
Math Percent Proficient



ELA Scaled Score

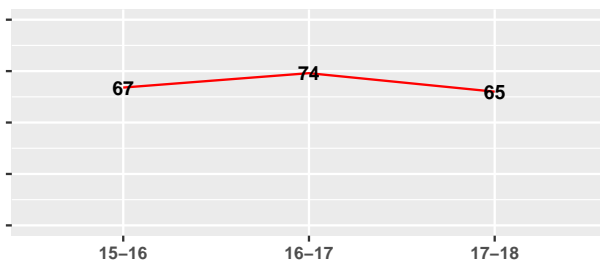


Math Scaled Score



Graduation and Post-secondary Outcomes

Graduation Rate



Post-Secondary Enrollment 2016-17

