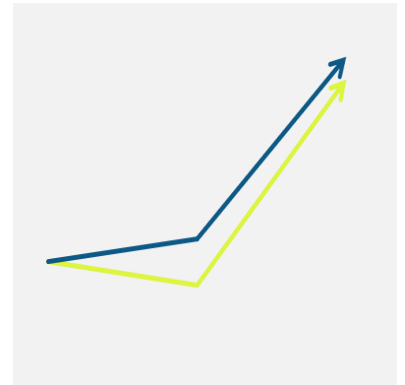


# SUPERINTENDENT'S REPORT

NOVEMBER 2017



# AGENDA

1. Updated Newark Growth and Achievement Data
2. Enrollment Calendar
3. NPS Website and Other Publicly Available Information
4. QSAC - Statement of Assurance

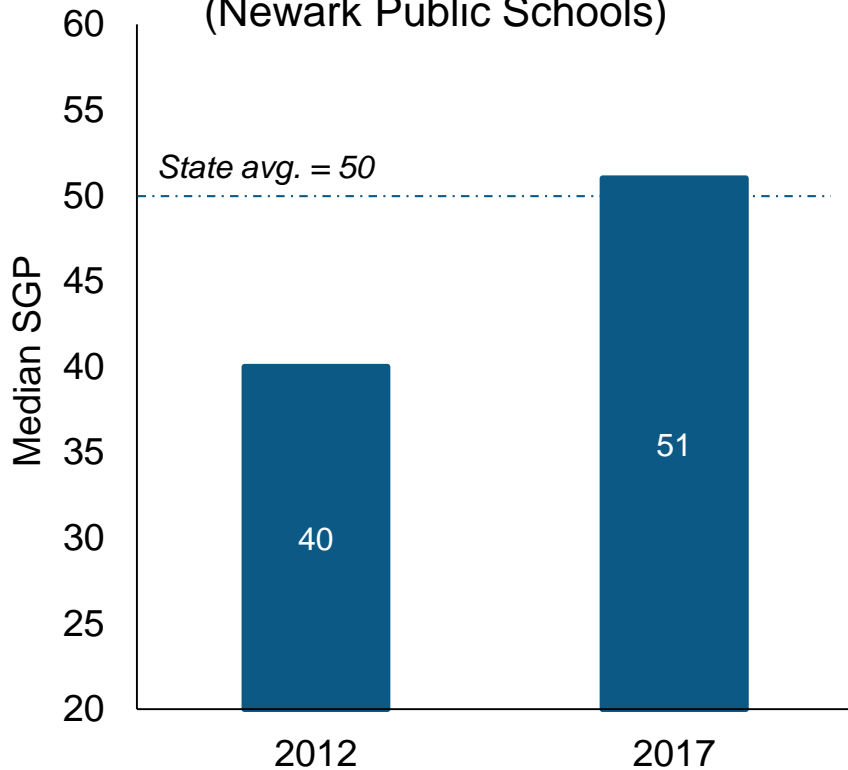
# UNDERSTANDING GROWTH V. ACHIEVEMENT

- Each year, the State of New Jersey uses a few key metrics to measure student learning.
  - **Proficiency** – How many students meet or exceed expectations on the PARCC exam? (information shared in [September](#))
  - **Growth** – How much did each students improve from one year to the next compared with their academic peers? (information to be shared tonight)

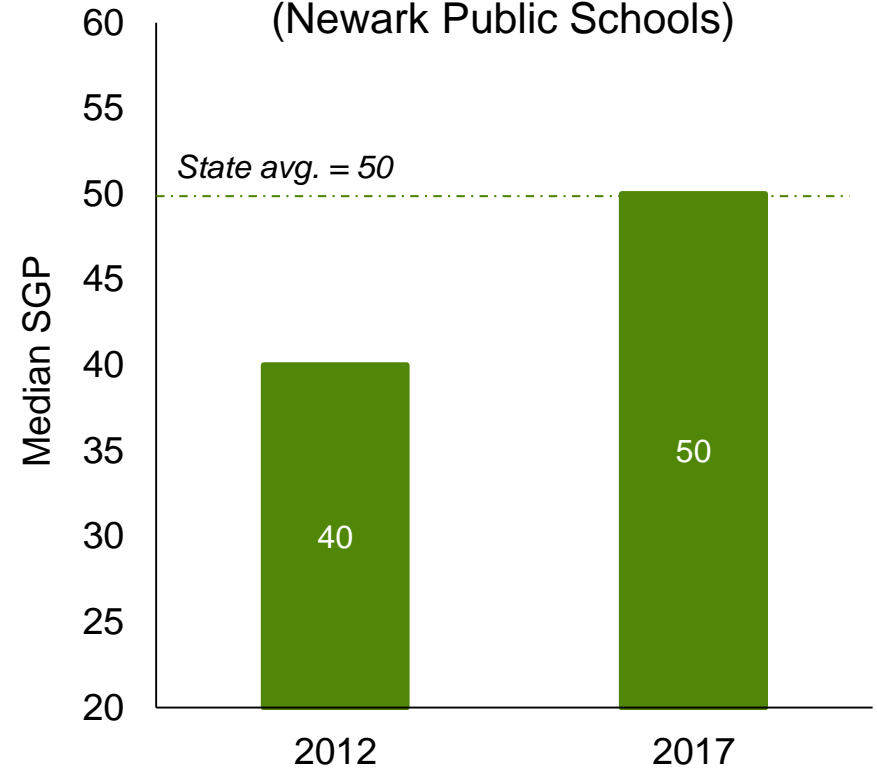
# NPS STUDENT GROWTH PERCENTILE

*For the first time, Newark students grew at or above state averages in both ELA and Math*

**English Language Arts**  
(Newark Public Schools)

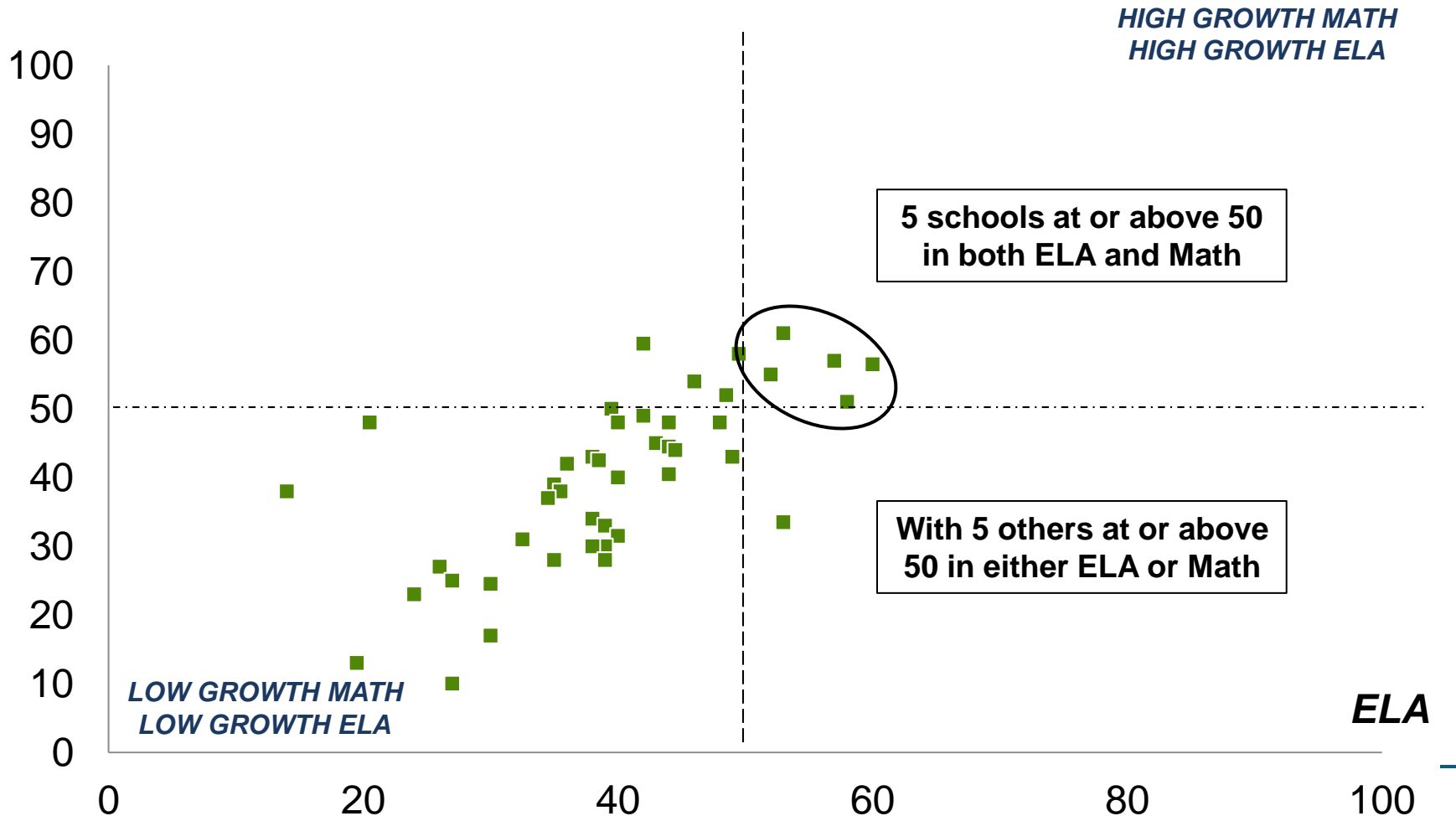


**Math**  
(Newark Public Schools)



# NPS 2012 SCHOOL-LEVEL SGP SCORES

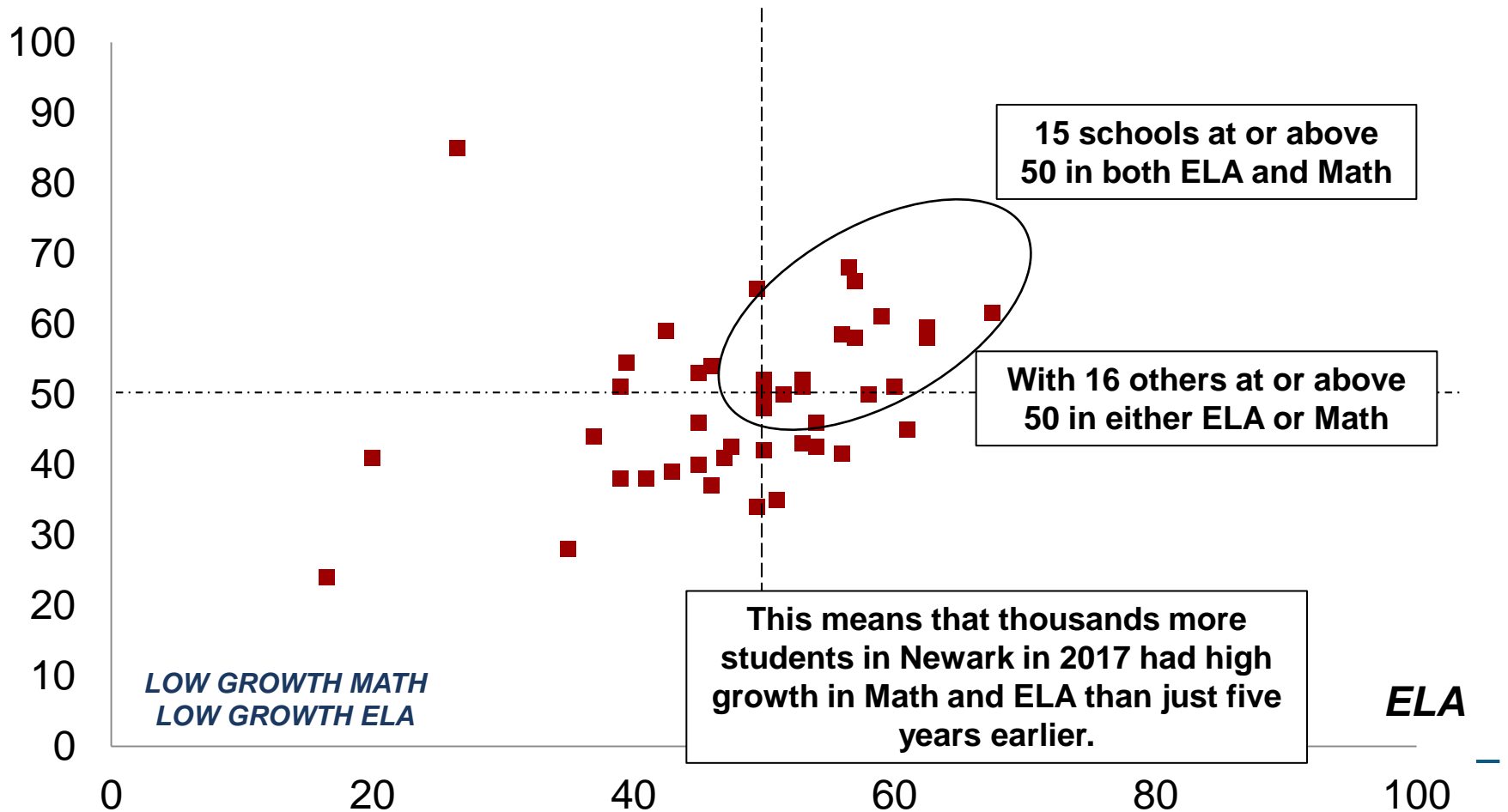
**MATH**



# NPS 2017 SCHOOL-LEVEL SGP SCORES

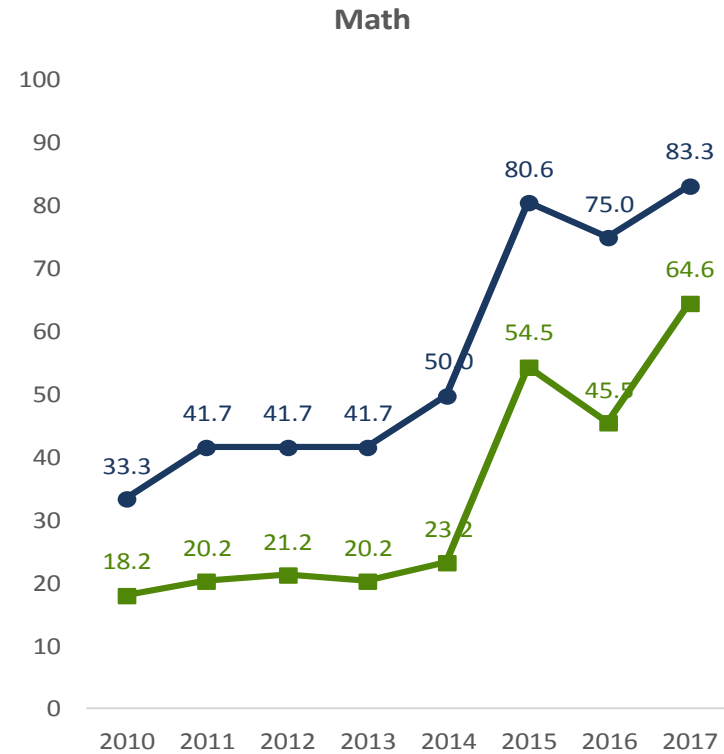
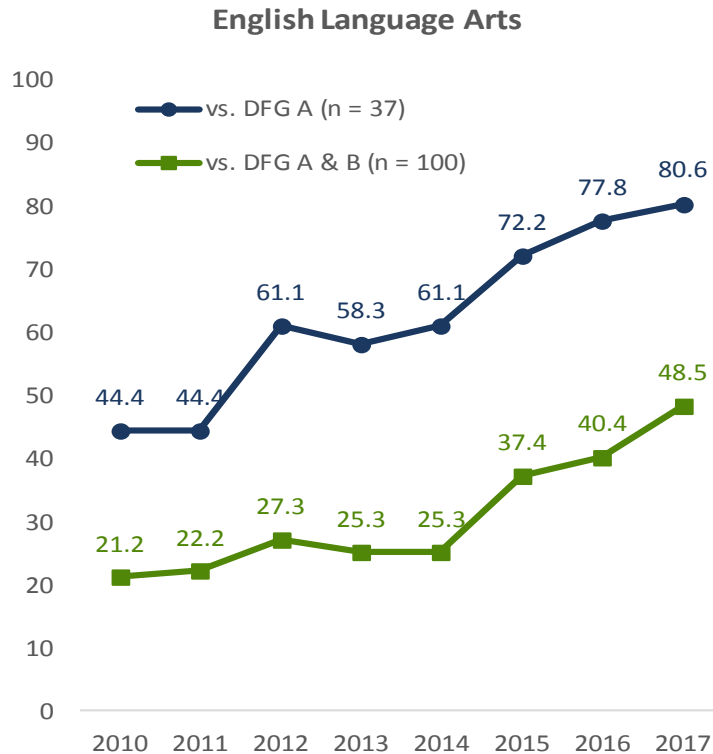
**MATH**

*HIGH GROWTH MATH  
HIGH GROWTH ELA*



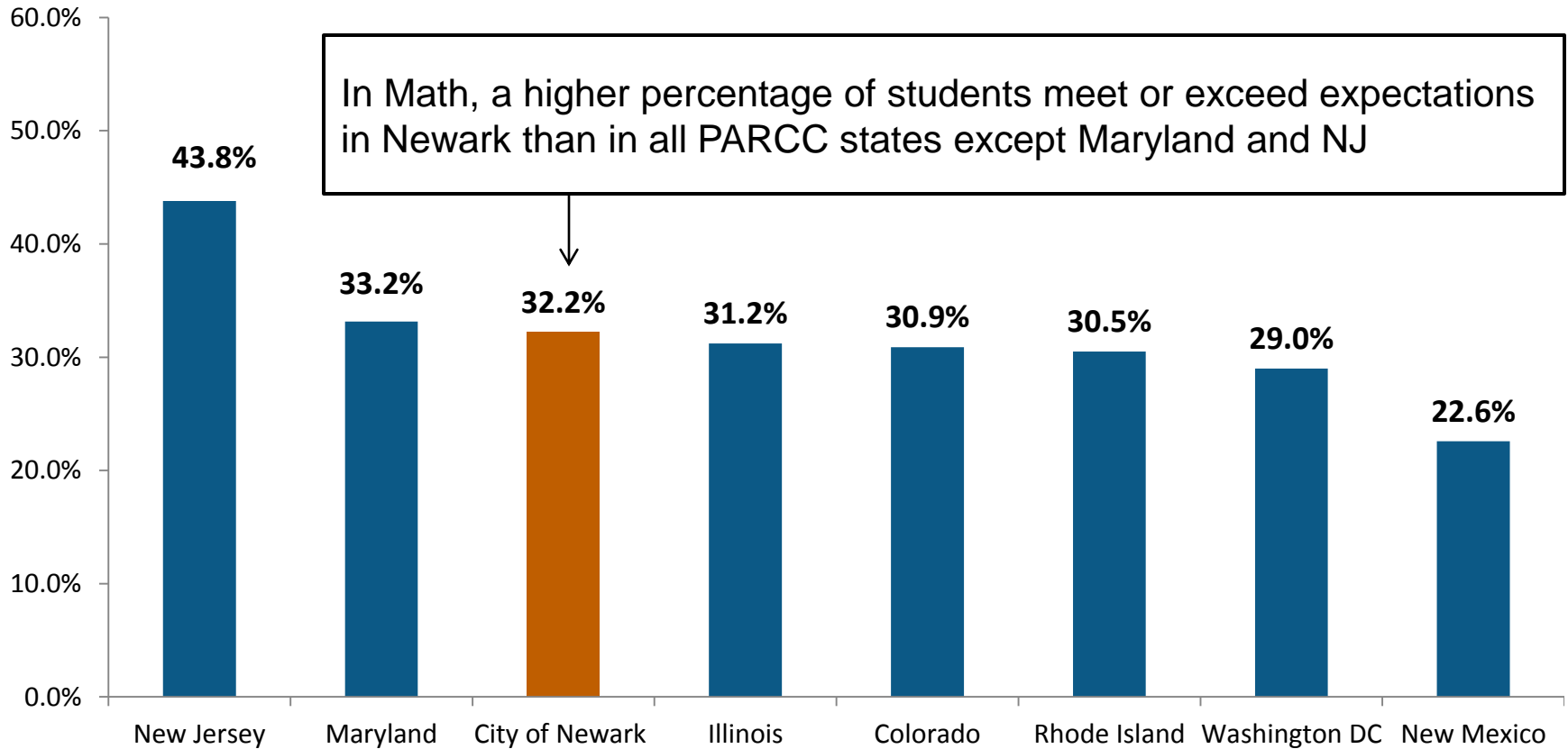
# CITY OF NEWARK (ALL STUDENTS) IMPROVEMENT COMPARED TO SIMILAR NJ DISTRICTS 3-8

Why does this matter? High growth in recent years has led to improved achievement. Newark students now outperform a majority of their peers in similar NJ districts.



# CITY OF NEWARK (ALL STUDENTS) VS PARCC STATES (ALL STUDENTS) MATH 3-8

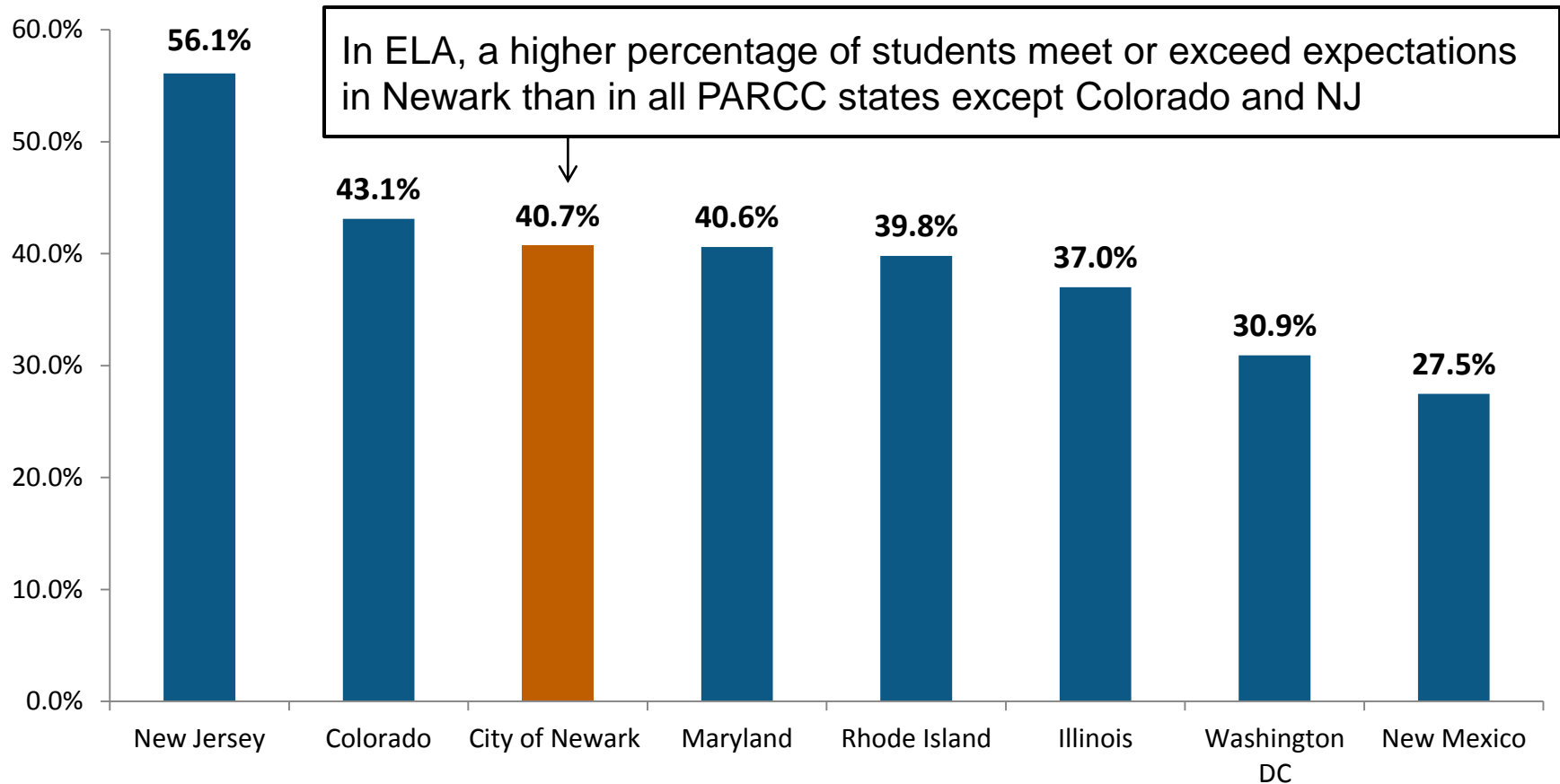
% Students Meeting or Exceeding Expectations - 2017 Results





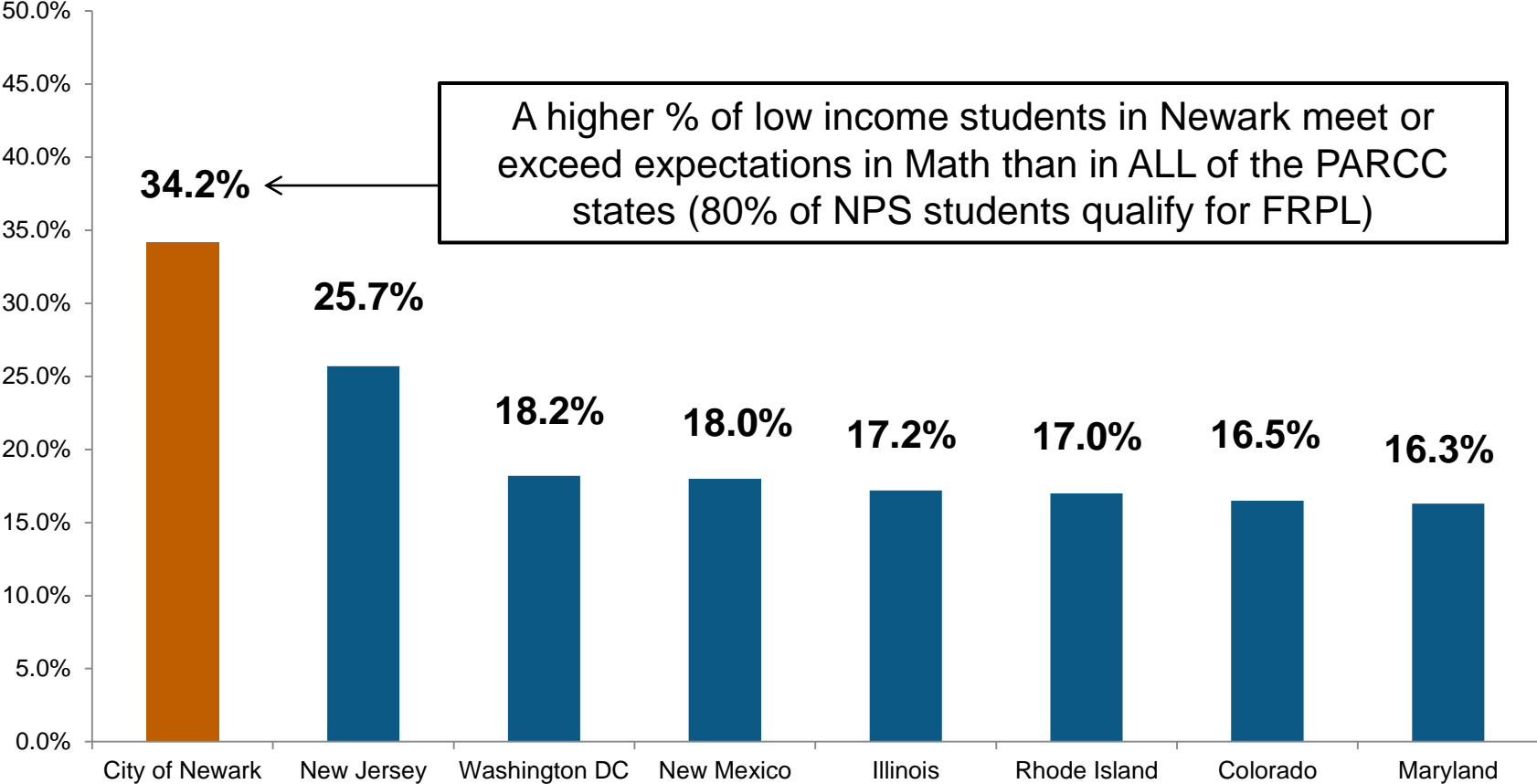
# CITY OF NEWARK (ALL STUDENTS) VS. PARCC STATES (ALL STUDENTS) ELA 3-8

% Students Meeting or Exceeding Expectations - 2017 Results



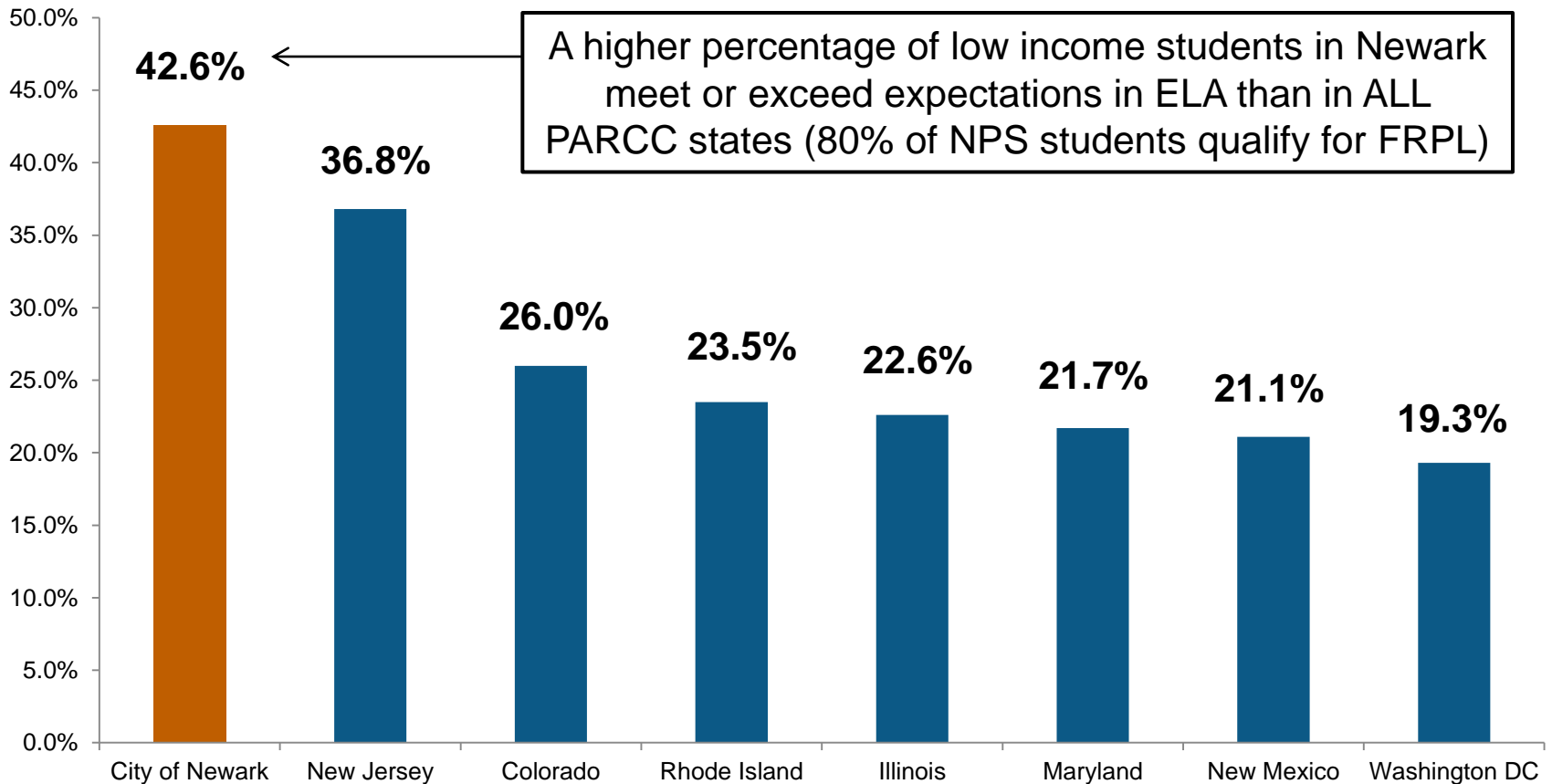
# CITY OF NEWARK (FRPL) V. PARCC STATES (FRPL) MATH 3-8

**% FRPL Meets or Exceeds Expectations**

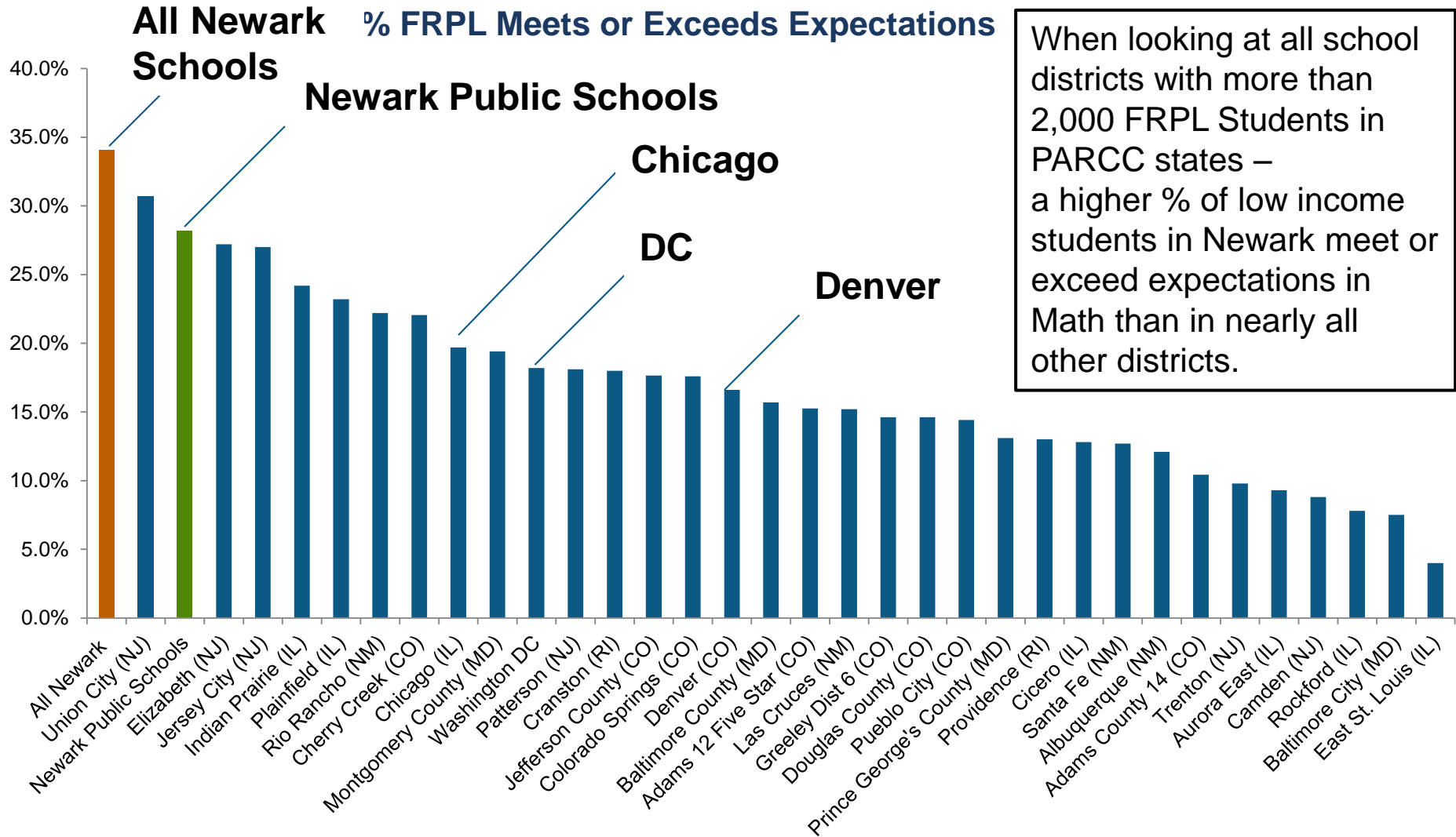


# CITY OF NEWARK (FRPL) V. PARCC STATES (FRPL) ELA 3-8

**% FRPL Meets or Exceeds Expectations**



# NEWARK SCHOOLS (FRPL) V. OTHER PARCC DISTRICTS MATH 3-8 (INCLUDING ALL DISTRICTS WITH MORE THAN 2,000 FRPL STUDENTS)



# KEY TAKEAWAYS


1. **There remains progress to be made to provide all Newark students with the opportunities they deserve in life.** We must stay focused on this goal.
2. **This progress will be achieved by growing on par or above state averages each year (as we did in 16-17).**
3. **Due to this recent growth, the City of Newark now outperforms nearly all participating states on the PARCC outside of NJ.**
4. **When just looking at lower income students (80% of students in Newark who qualify for Free or Reduced Price Lunch), Newark students outperform every other state (including NJ) and nearly all large school districts that take the PARCC exam.**
5. **This data shows that schools in the City of Newark educate low income students more successfully than nearly all other large PARCC districts and all states in the US - This is a tribute to the thousands of Newark school leaders and teachers who are doing this work.**

# AGENDA

1. Updated Newark Growth and Achievement Data
2. Enrollment Calendar
3. NPS Website and Other Publicly Available Information
4. QSAC - Statement of Assurance

# NEWARK ENROLLS

- **December 4<sup>th</sup>, 2017** - The Newark Enrolls Application for the 2018-19 school year will open on Monday December 4<sup>th</sup>
- **December 9<sup>th</sup>, 2017** - The School Fair will be hosted on December 9<sup>th</sup> at Barringer High School.
- **February 16, 2018** – The application period will close on Friday February 16<sup>th</sup>
- **Late April 2018** – Match letters will be released at the end of April and the family enrollment portal will become available shortly after.

A promotional poster for Newark Enrolls. The top section has a teal background with the text 'NEWARK ENROLLS' in white, where the 'L' in 'ENROLLS' is replaced by a pencil icon. Below this is a yellow banner with the text 'APPLICATION OPENS DEC 4, 2017'. The central part of the poster features a close-up photograph of a smiling young boy with short dark hair, wearing an orange and black jacket. Overlaid on the bottom of the photo is the text 'DO YOU NEED A SCHOOL FOR 2018-2019?' in white, with the Spanish translation '¿Necesitas una escuela para 2018-2019?' below it. At the bottom of the poster, there is a teal banner with the Newark Public Schools logo (a house icon) and the text 'Apply/Aplique desde 12/04/17 - 02/16/18'. Below that is a yellow banner with the website 'www.newarkenrolls.org • 973-733-7333' and the event details 'City-Wide School Fair/iFeria Escolar! Sat. 12/09/17 10:00am-2:00pm'.

# SCHOOL FAIR – 12/9 @ BARRINGER HIGH SCHOOL



- At the school fair parents can:
  - Explore school options
  - Experience school performances
  - Complete the Newark Enrolls application
  - Come out and join us for a day of family fun, face painting, raffles, pizza and light refreshments!



# AGENDA

1. Updated Newark Growth and Achievement Data
2. Enrollment Calendar
3. NPS Website and Other Publicly Available Information
4. QSAC - Statement of Assurance

# NPS WEBSITE

Select Language

**Newark Public Schools**

Choose a School | District Info | Departments | Students | Parents | Employees | Academics | Board of Education

**Newark Owns the Crown, But Who Will It Be?**  
THANKSGIVING GAME: **NOV 23, 2017 • 10:30AM • SHABAZZ FIELD**  
NORTH JERSEY SECTION 2 FINALS: **DEC 2, 2017 • 10AM • KEAN UNIVERSITY**

**Shabazz High** vs **Weequahic High**

| STUDENTS        | FAMILIES           | EMPLOYEES        | COMMUNITY      |
|-----------------|--------------------|------------------|----------------|
| School Uniforms | Student Enrollment | Aeap (SubFinder) | NPS Calendars  |
| Student Portal  | Lunch Application  | Google Login     | NPS Employment |
| Lunch Menus     | Schools            | Curricula        | News           |
| Scholarships    | Power School       | Self Service     | Press Release  |

- Providing an overview of resources available on the NPS website
- Key areas:
  - School information
  - Academics
  - Budgets and Finances
  - Board agendas
  - QSAC

# SCHOOL AND STUDENT INFORMATION



For parents and families who want to access information about students and schools, they can:

- 1 Choose the schools button to find a school web page
- 2 Go to our student enrollment site to access the school guidebook and other school information
- 3 Go to their Powerschool login to access information about their child

# SCHOOL AND STUDENT INFORMATION



**OLIVER STREET**  
Knowledge, Wisdom and Foresight

**Douglas Petty**  
86 Oliver Street  
Newark, NJ 07105  
973-465-4870  
8:20 AM - 3:05 PM  
www.nps.k12.nj.us/olv

**GRADES: PK-8 | WARD: EAST | ENROLLMENT: 1,020 | SCHOOL CODE: 087**

### About Our School

The Oliver Street School faculty envisions a community of learners inspired by the univ principle of scholarship. At Oliver, students will be grounded by a rich past and charged the challenges that face the human condition in order to distinguish themselves as prob solvers for the global community.

### Academic Spotlight

Engagement in critical dialogue, achieving cultural competence, and advancing technol innovation for the 21st century.

### Testimonial

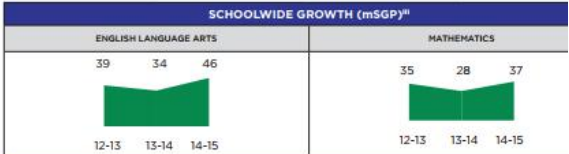
"Oliver is a school where children grown up together and learn and excel in so many Galarza (Parent of K/1st)

| SEAT AVAILABILITY |  |   |
|-------------------|--|---|
| ENTRY GRADE       | SEATS AVAILABLE IN ENTRY GRADE LAST YEAR | PERCENTAGE OF APPLICANTS WHO LISTED THIS FIRST AND WERE MATCHED TO THIS SCHOOL LA |
| PK                | 73                                       | 77%   |
| K                 | 67                                       | 55%   |

| AVERAGE NUMBER OF STUDENTS PER HOMEROOM* |    |
|--|----|
| K-3                                      | 25 |
| 4-8                                      | 27 |

| ADDITIONAL SCHOOL DATA                                  |    |
|---|----|
| Average Years of Teacher Experience (2015-2016)*        | 12 |
| Percentage of Students Chronically Absent in 2015-2016* | 9% |

| PERCENTAGE OF STUDENTS PROFICIENT AND ABOVE ON PARCC* |     |             |     |
|---|-----|-------------|-----|
| ENGLISH LANGUAGE ARTS                                 |     | MATHEMATICS |     |
| 2014-2015   | 30% | 2014-2015   | 26% |
| 2015-2016   | 45% | 2015-2016   | 33% |



| EXPANDED LEARNING TIME                         |  |
|--|--|
| BEFORE CARE                                    | AFTER CARE                                     |
| Please call 973-465-4870 for more information. | Please call 973-465-4870 for more information. |

## Oliver Street School

| Principal Name Douglas J. Petty   |                   | Demographic Information (10/15/2017)   |         |
|---|-------------------|--|---------|
| Ward  | East              | # of Students Enrolled                 | 1042    |
| South Ward Community School   | No                | Free Lunch                             | 77%     |
| School Type   | Elem/Middle       | Special Education (w/ IEP)             | 12%     |
| Grades Served (17-18)   | preK3 - 8th grade | Special Education Self-contained Class | 0%      |
| K or 9th grade applicants who listed the school first & were matched to this school | 28.20%            | Limited English Proficient             | 28%     |
| Head Start offered (17-18)  | No                | Black                                  | 3%      |
| School Budget/Expenditures (16-17)  | \$7,691,856       | Hispanic                               | 60%     |
|   |                   | White                                  | 34%     |
|   |                   | Other Race/Ethnicity                   | 3%      |
|   |                   | Gender(Male/Female)                    | 49% 51% |

## SCHOOL RESOURCES & PROGRAMS

|   |                              |  |           |
|---|------------------------------|--|-----------|
| Percent teachers with five or more years service in NPS | 81%                          | Percent of effective and highly effective teachers retained (15-16 to 16-17) | 89%       |
| Student-Teacher Ratio                                   | 14.4 to 1                    | Percent instructional staff absent 13+ days for any reason                   | 38%       |
| Average Section Size                                    | K-3 23<br>4-8 28<br>9-12 n/a | Bilingual education program(s)   | Span_Port |
| Special Education Programs                              | None                         | Percent AP Participation   | n/a       |

## STUDENT PARTICIPATION & PROGRESS

|   |       |  |      |
|---|-------|--|------|
| Percent of students who were "chronically absent" | 9.0%  | Percent 9th grade students "on-track" with credits | n/a  |
| Average Daily Attendance                          | 95.6% | Transfers out: 10/15/16 - 6/30/17                  | 4.3% |
| Transfers in: 10/15/16 - 6/30/17                  | 4.9%  | Transfers out: 10/15/16 - 6/30/17                  | 4.3% |

## STUDENT OUTCOMES

| ELA and Math: Spring 2017   |                                      |                                   |               |                   |                     |      |     |
|-----------------------------|--------------------------------------|-----------------------------------|---------------|-------------------|---------------------|------|-----|
| # enrolled in tested grades | % of enrolled with valid test scores | Meeting or Exceeding Expectations |               |                   | Average Scale Score |      |     |
|                             |                                      | Elementary/Middle                 | High School   | Elementary/Middle | High School         |      |     |
| PARCC:ELA                   | 666                                  | 92.9%                             | 49.6% (+4.2%) | n/a               | 749                 | (-4) | n/a |
| PARCC:Math                  | 666                                  | 98.8%                             | 38.5% (+5.9%) | n/a               | 741                 | (-4) | n/a |

| Student Growth Percentiles 15-16 |    |
|----------------------------------|----|
| ELA                              | 65 |
| Math                             | 45 |

| Science Tests: Spring 2017  |                                      |                                  |                                  |                     |
|-----------------------------|--------------------------------------|----------------------------------|----------------------------------|---------------------|
| # enrolled in tested grades | % of enrolled with valid test scores | Proficient & Advanced Proficient |                                  | Average Scale Score |
|                             |                                      | Proficient & Advanced Proficient | Proficient & Advanced Proficient |                     |
| NJASK: Grade 4              | 111                                  | 100.0%                           | 93.6% (+4.6%)                    | 236 (0)             |
| NJASK: Grade 8              | 118                                  | 100.0%                           | 45.7% (-21.3%)                   | 198 (-14)           |
| NJBCT: Biology              | n/a                                  | n/a                              | n/a                              | n/a                 |

| Graduation and Post-secondary Outcomes             |     |          |     |           |
|--|-----|----------|-----|-----------|
| Four-Year Graduation Rate (2016-17)                | n/a | n/a      | n/a | n/a       |
| Total Post-Secondary Enrollment (2015-16)          | n/a | Two-year | n/a | Four-year |
| Updated 10/24/2017 (time frames vary by indicator) |     |          |     |           |

The guidebook and school summaries are ideal resources to learn about school data.

(new guidebook available 12/04)

# ACADEMICS

## Newark Public Schools

CURRICULUM & INSTRUCTIONAL MATERIALS




HOME ENG/LA MATH SCIENCE SSTUDIES ARTS BILINGUAL INTERIMS CTE HEALTH/PE WL VIDEOS ED TECH (↗)

### Newark Public Schools Curricula and Instructional Material



English Language Arts



Mathematics



Science



Social Studies



Arts



Bilingual/ESL



Interim Assessments



CTE



Health/PE



World Languages



Special Ed



Ed Tech

Parents and employees can also access a wealth of curricular information on the NPS site. Including curricula and resources for all subjects.

Educators have access to a host of videos that they can use as reference to improve their practice.

# BUDGETS AND FINANCES

The screenshot shows the Newark Public Schools website interface. At the top, there is a navigation bar with the school logo, the name "Newark Public Schools", a language selection dropdown, and icons for a snowflake and a calendar. Below this is a red navigation bar with "Choose a School" and "District Info" links. The main content area is divided into a left sidebar and a main panel. The sidebar, under the "Budget" heading, lists various budget reports, with "2017-2018 Budget Information" highlighted in a black arrow. The main panel displays the "2017-2018 Budget Information" page, featuring a "Name" dropdown menu, a "Departments" folder, a "Budget" folder, and a "2017-2018 Budget" folder. Below these are several PDF links, including "2017-2018: FY17-18 Budget Presentation", "2017-2018: User Friendly Budget - FY 2017-18", and various school-specific budgets like "Abington Ave", "American History", "Ann Street", "Arts High", "Avon Ave", "Bard Early College", "Barringer ARTS", and "Barringer STFAM".

Current and past district budgets, all current and past school budgets, as well as the district's 17-18 budget presentation are all available by clicking the 2017-18 budget link from the home page.



# SCHOOL BOARD MEETING AGENDAS AND INFO

Newark Public Schools

Select Language

Choose a School

District Info Departments Students Parents Employees Academics **Board of Education**

## Board of Education

The Newark Public Schools Board of Education (BOE) is comprised of nine members who are elected to the Board in three year intervals. The members represent various parts of the city and come to the Board with various professional backgrounds. In their advisory capacity, the members are charged with reviewing and voting on a wide range of issues that impact the district and all of its students.

Board Members meet in [smaller committees](#) to review specific programs and operations prior to the monthly public meetings.

**Contact Info**  
Nancy J. Deering  
Director

Martha Jones  
Manager

**Office Location**  
2 Cedar Street  
8th Floor  
Newark, NJ 07102

Phone: 973-733-7225  
Fax: 973-733-8982

**Board of Education**

- Board Calendar**
- Electronic School Board Web Site**
- Board Members**
  - Marques-Aquil Lewis, Board Chairperson
  - Tave Padilla, Vice Chairperson
  - Reginald Bledsoe
  - Dashay Carter
  - Crystal C. Fonseca
  - Kim Gaddy
  - Josephine Garcia
  - Flohisha Johnson
  - Leah Owens
  - Gina Matos, Student Representative
- Superintendent's Monthly Reports**
- Meetings**
  - Online Speaking Request
  - Video Taped BOE Monthly Meetings
  - Frequently Asked Questions
- 2017-18 Board Committees
- NJSBA
- Board Reports

All agendas, reports, meeting minutes and videos from public board meetings are available at the board of education portion of the NPS website

# FINDING OTHER RESOURCES

## NPS News Feed

[Documents](#) | [NPS Blog](#) | [Press Releases](#) | [News Stories](#) | [YouTube](#)


### [Newark Mom Of 5, Principal Do Thanksgiving At Camden School](#)

 Posted in: [NPS Blog](#) | Published on November 30, 2017

### [Weequahic HS will stay open, alumni reassured Optimism reigns for Newark's 'strengthened school'](#)

 Posted in: [NPS Blog](#) | Published on November 29, 2017

### [8859: Teacher Induction and Mentoring Professional Development](#)

 Posted in: [Documents](#) | Published on November 28, 2017

### [December2017 SecondaryLunch](#)

 Posted in: [Documents](#) | Published on November 27, 2017


### [December2017 SecondaryBreakfast](#)

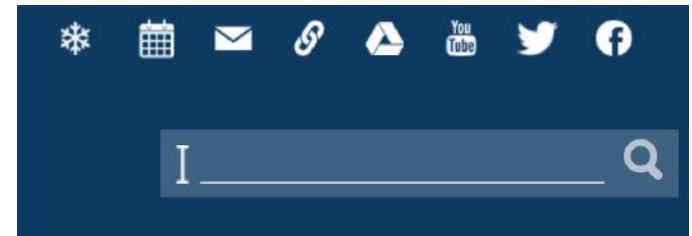
 Posted in: [Documents](#) | Published on November 27, 2017

### [December2017ElementaryBreakfast](#)

 Posted in: [Documents](#) | Published on November 27, 2017

### [December2017Elementary Lunch](#)

 Posted in: [Documents](#) | Published on November 27, 2017



Lastly, if there is ever anything you can't find:

- **Search:** At the top right hand corner of the website there is a search function that works well.
- **NPS News Feed:** In the bottom left corner of the site, we list every document that gets posted to the website.



# AGENDA

1. Updated Newark Growth and Achievement Data
2. Enrollment Calendar
3. NPS Website and Other Publicly Available Information
4. **QSAC - Statement of Assurance**

# ANNUAL QSAC STATEMENT OF ASSURANCE

- Annually, all school districts have to submit a statement of assurance. This is essentially a district self-assessment on QSAC indicators.

|                         | 2016-17                         |                                 | 2017-18                         |                              |
|-------------------------|---------------------------------|---------------------------------|---------------------------------|------------------------------|
| SOA Area                | Score*<br># of Yes<br>Responses | Score*<br>% of Yes<br>Responses | Score*<br># of Yes<br>Responses | Score*<br>% of Yes Responses |
| Instruction and Program | 5                               | 100%                            | 5                               | 100%                         |
| Fiscal Management       | 8                               | 80%                             | 9                               | 90%                          |
| Governance              | 10                              | 100%                            | 10                              | 100%                         |
| Personnel               | 5                               | 100%                            | 5                               | 100%                         |
| Operations              | 19                              | 95%                             | 19                              | 95%                          |

# THANK YOU