


SUPERINTENDENT'S REPORT

MAY 2017



AGENDA

Newark Enrolls

- **A Few Key Facts About the Process**
- **Match Results for 2017-18 School Year**
- **Next Steps for the 2017-18 School Year**

A FEW KEY FACTS ABOUT THE PROCESS

WHAT NEWARK ENROLLS IS NOT

There are some common misperceptions about the enrollment process. For instance:

1. Newark Enrolls does not open or close charter schools.
2. Newark Enrolls does not determine which district schools are closed or open.
3. Newark Enrolls does not decide how many spaces are available at crowded NPS schools.
4. Newark Enrolls did not set the policy for competitive admission high schools.
5. Newark Enrolls is not a policy for student services or transportation.

WHAT IS NEWARK ENROLLS?

Many cities (Denver, New York, Camden, Washington DC, etc..) use **citywide enrollment systems** to provide families with a fair, transparent, and efficient way to enroll children in school.

In Newark, our enrollment system is essentially 3 things:

1. It is a **website and process that centralizes information** for parents to make their school selection process easier.
2. It provides **neutral rules to ‘break the tie’** when there is not enough room in a school for everyone who wants to attend.
3. It is a way to **provide more access to good programs for harder to serve students.**
4. It **empowers parents.**

HOW DOES IT WORK?

What happens when there are more applicants for a school than seats available?

- When there are more students than available placements for a school, the enrollment process “breaks the tie” by applying a few basic neutral rules:
 1. Do you have a sibling at the school?
 2. Do you live in the neighborhood?
 3. Are you seeking special education services only available at certain schools?



HOW DOES IT WORK?

NPS is releasing a set of videos to help explain how the enrollment process works in a clear and concise way, in order to make the process easier to understand for Newark families.



[\[PLAY VIDEO\]](#)

BASIC ENROLLMENT INFORMATION

How many students are eligible to participate in Newark's enrollment process?

- All 50,000 students in Newark are eligible to participate

How many families participated in the enrollment process this year?

- In total: **11,275 Newark students participated** in the process
 - Most of these students (8,338) need a new school; e.g.: rising PK, K, 5th, or 9th grade students



BASIC ENROLLMENT INFORMATION



What if students already have a school?

- 100% of students who are in a school may stay in their school if the school serves their next grade and program.

How many students sought to change schools through the enrollment process this year?

- 2,937 students sought a transfer to a new school through the enrollment process.

BASIC ENROLLMENT INFORMATION

How does it work for families who wish to attend a charter school?

- 12 of 17 Newark charter schools have signed an agreement to participate in the city-wide enrollment system – thereby handing over enrollment responsibilities and oversight of their admission lottery to the NPS enrollment office. The 12 schools make up 90% of all charter school seats in Newark.

How many students were assigned to a charter school that did not put down a charter school on their application?

- 0 students were assigned to charter schools who did not list them.

HOW DOES IT WORK FOR MAGNET SCHOOLS?

What about magnet schools? How are they different?

- 1/3 of NPS high school seats are in magnet schools.
- Magnet schools, by definition, accept students through a competitive admissions process. This means that students must submit applications to the magnet schools they are interested in.
- Magnet schools rank order the students that apply to them. The Newark enrollment process simply implements this ranking, enrolling students into those schools based on the magnet's ranking, until all seats are filled.



OTHER KEY FACTS

How many special education students are served in charter schools? How does this compare before and after their participation in universal enrollment?

- Approximately 9% of Newark Charter School Students had IEPs in the 2015-16 school year. This is compared with approximately 16% in Newark Public Schools.
- The share of special education students served by the charter sector has increased threefold in the past six years – only 7% of Newark’s special education students were served by charter schools in 2010-2011, as compared to the 21% of Newark’s special education students who were served by charter schools in 2015-2016.

Do charter schools get paid for students that were present on 10/15 but not at the end of the year?

- No. At the end of the year, funding is corrected by the state to account only for the number of students who actually attended each school.
- For example, this past school year, NPS got refunded ~\$2M for students who were initially billed as charter schools students, but who by the end of the year did not attend a charter school.


CONTINUED POLICY IMPROVEMENTS THIS YEAR

We also know that there is room to improve. Here are a few policy improvements we are planning for this year:

1. **Increasing geographic preference for district k-8 schools to 100%** - so that all students from a neighborhood are given priority over students who do not live near that school (with the exception of keeping families together).
2. **Allowing parents to submit applications directly at any school location.**
3. **Tighter class size controls** – NPS is capping school enrollment at in-demand schools sooner to help limit class sizes in those schools



CONTINUED PROCESS IMPROVEMENTS



■ Expanded School Fair

- Attended by more than 2,000 students, parents and school representatives.
- Showcased information about Newark schools and the enrollment process.

■ More and Better Information

- Continued to improve guidebook with more basic school information and data than ever before
- Communicated about the process through more means of communication - mass e-mail, social media, billboards, NJ transit ads, etc..
- Launching informational campaign using explanatory video about process

■ Family Enrollment Portal

- Allows families who are new to Newark, late to the process, or want to switch schools to do so from their home or closest school.
- Nearly 2500 people accessed the portal in first two weeks
- 455 new students created profiles
- 171 updates their match

MATCH RESULTS FOR 2017-18

NEWARK ENROLLS: GOALS AND RESULTS

1. MAINTAINING STABILITY:

- Most students who did not need a new school chose to stay in their current school.

2. MORE STUDENTS IN TRANSITION GRADES GET TOP CHOICES:

- Vast majority of transition-grade students (incoming Kindergarteners, rising 9th graders) will attend one of their top choices.

3. STRENGTHENING COMMUNITIES WHILE OFFERING OPTIONS:

- Families who preferred a neighborhood district school (including Community Schools) were overwhelmingly admitted to a neighborhood school of their choice.
- However, many Kindergarten families selected a district school outside of their neighborhood or a charter school as their first choice.

4. KEEPING FAMILIES TOGETHER:

- Families who wanted their children to attend school with siblings were accommodated at high rates.

5. MEETING STUDENT NEEDS:

- Applicants with specific special education needs who preferred district schools were matched to school choices most suited to provide them with appropriate services.

MAINTAINING STABILITY

- **Most students chose to stay in their current school, including Pre-K students**
 - 93% of all non-transition grade students (whose school continues into the next higher grade) chose to remain at their current school. 7% chose to apply for a new school.

Current District and Charter Students (Pre-K – 11)	48,007	
Need a new school for next year	3,266	6.8%
Do not need a new school for next year	44,741	93.2%

Students who do not need a school for next year	44,741	
Chose to remain in their current school	41,804	93.4%
Chose to apply to a new school	2,937	6.6%

MORE STUDENTS IN TRANSITION GRADES GET TOP CHOICES

- 95% of incoming Kindergarten students who applied to a new school were admitted to one of their top three choices, up from 92% last year.
- The 5% of students who were not matched to a top choice applied to schools with many more applicants than seats available. For example:
 - 123 students selected First Avenue as their top choice, but the school had space for only 70 new Kindergarten students.
 - 90 Newark students selected Philip's Academy as their top choice, but only 42 Kindergarten seats were available.

MORE STUDENTS IN TRANSITION GRADES GET TOP CHOICES

- 70% of rising 9th grade students gained access to one of their top three choices.
- The 30% of rising 9th grade students, who were not matched to a top choice, often selected schools with many more applicants than seats available. For example:
 - 1,918 rising 9th graders chose a magnet school as their first choice, but these schools only had space for about 1,200 students. (e.g. Science Park, Technology HS). More than one-third of all 9th graders selected only magnet schools in their top 3 choices.

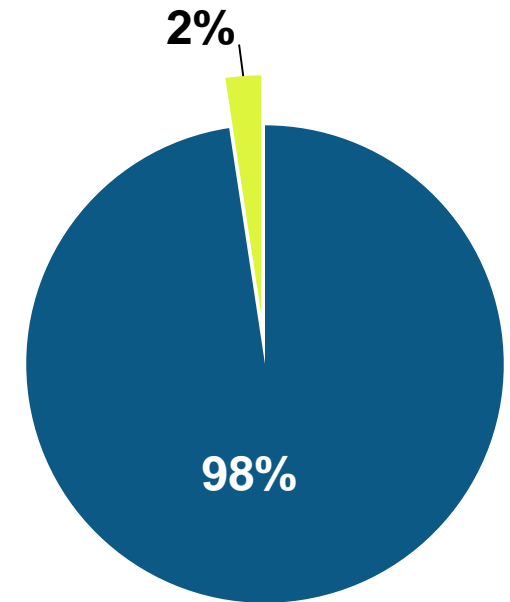
STRENGTHENING COMMUNITIES WHILE OFFERING OPTIONS

- Every transition grade student (Kindergarten and 9th grade) in the South Ward who chose a Community School has been admitted
 - The South Ward Community schools include: Malcolm X Shabazz High School, B.R.I.C.K. Avon Academy, Belmont Runyon Elementary School, Louise A Spencer Elementary School, and B.R.I.C.K. Peshine Avenue School.



STRENGTHENING COMMUNITIES WHILE OFFERING OPTIONS

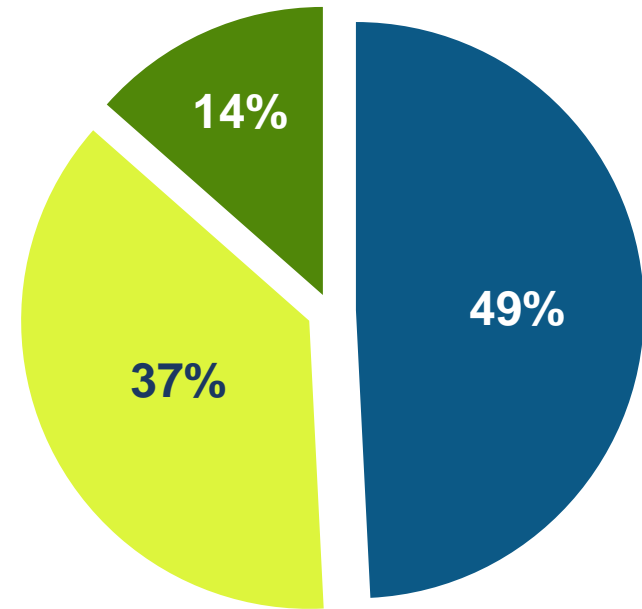
- **Students who preferred a neighborhood district school were overwhelmingly admitted to their neighborhood school.**
 - 98% of incoming Kindergarten families who wanted to attend a district school in their neighborhood were matched to a district school in their neighborhood
 - A small number of schools did not have enough seats to accommodate all Kindergarten applicants from the neighborhood. For example:
 - 166 East Ward students selected Ann Street first for 122 open Kindergarten seats. All new Kindergarteners who matched there live in the East Ward, with the exception of two students whose siblings already attend Ann Street.
 - However, these students continued to be matched to high choices.



- Matched to a district school in their neighborhood
- Not matched to a district school in their neighborhood

STRENGTHENING COMMUNITIES WHILE OFFERING OPTIONS

- However, many Kindergarten families selected a district school outside of their neighborhood or a charter school as their first choice.
 - 37% of Kindergarten families chose a neighborhood district school first
 - 14% chose a non-neighborhood district school first.
 - 49% of Kindergarten families chose a charter school first.



- Ranked Charter School First
- Ranked Neighborhood District School First
- Ranked non-Neighborhood District School First

KEEPING FAMILIES TOGETHER

- **Families who wanted their children to attend school with siblings were accommodated at very high rates**
- **For students who applied to schools where a sibling currently attends:**
 - 1,520 students ranked their sibling's current school as a first choice.
 - Of these students, **94% were matched to a school where a sibling currently attends.**
 - Those who were not most often applied to Pre-K programs or charter schools that did not have enough space to take all siblings. For example:
 - 5 siblings of current students at Mount Vernon applied to Pre-K there, but because only 2 seats were available, 3 siblings could not be accommodated. No students without siblings were admitted to this Pre-K program.
- **For families with multiple children who applied to attend a new school together:**
 - In 71% of these families, all siblings were matched to the same school
 - In an additional 7% of families, at least two siblings were matched to the same school

MEETING STUDENT NEEDS

- **Applicants with specific special education or bilingual needs are being matched to school choices most suited to provide them with appropriate services**
 - Matches for incoming NPS students who require specialized programs have been reviewed closely by district staff to assure that appropriate services are available.
- **At schools where students with inclusion IEPs make up a smaller segment of the applicant pool, NPS prioritizes seats for these students.**
 - The goal of this preference is to ensure all schools are serving students with special needs.

NEXT STEPS FOR THE 2017-18 SCHOOL YEAR

April 21, 2017

School Match Notification

April 21 – June 2, 2017

School Registration

May 8 – August 11, 2017

Family Enrollment Portal

Enroll Directly into a School with Availability for New Families & Families Interested in School Placement Change

**May 8 –
ongoing 2017-2018**

Family Support Center

Enrollment Support for Families: Students with Special Education & Bilingual Needs and Other Hardships

NEXT STEPS: SCHOOL MATCH NOTIFICATION

Families of applicants are able to find out their matches and waitlist status in a number of ways:



Online at www.newarkenrolls.org (April 21)



Letter Sent Home (week of April 24)



From Current School



Calling or Visiting the Contact Center at 2 Cedar St. (973-733-7333)



Visiting the Family Support Center at 301 W. Kinney St.

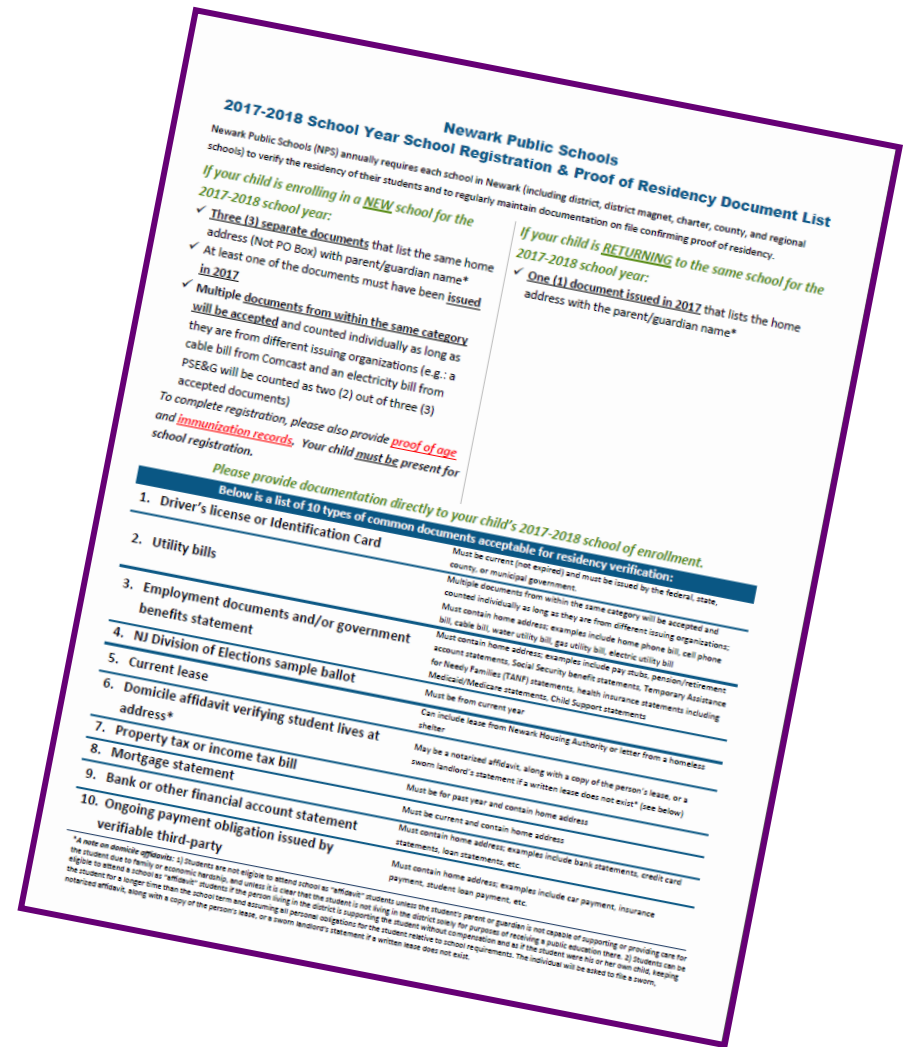
NEXT STEPS: REGISTRATION

Registration Information

Families who are matched to a new school must register by **June 2nd**.

- Registration details for the school the family was matched to are included in each student's match letter.
- Families are also receiving a "registration and residency verification checklist" that outlines all of the documentation that they should bring with them.
- Families can also access registration information by:
 - ✓ Visiting www.newarkenrolls.org
 - ✓ Calling the Contact Center at 973-733-7333

Families who were matched back to their current school or are returning to their current school will be asked to provide 1 proof of residency documentation by September 29, 2017.



NEXT STEPS: FAMILY ENROLLMENT PORTAL

Families who wish to explore a **different school option** for the 2017-2018 school year may visit and log-into www.newarkenrolls.org to:

- ✓ View School Availability on a Real-Time Basis
- ✓ Enroll Directly in a School with Available Seats (through August 11th)
- ✓ Download New Match Letter with Next Steps
- ✓ Add Students to Waitlists for Pre-Kindergarten and Charter Schools

Who should use the Family Enrollment Portal?

- ✓ Anyone who is seeking a **different school** that they have been matched to
- ✓ Any student who **missed the application window**, including **new students** who recently moved to Newark and are in need of a public school seat
- ✓ Parents/guardians with students who receive special education or bilingual education needs are asked to visit the Family Support Center for enrollment support and guidance

VIEW YOUR STUDENT'S MATCH RESULT

Family Enrollment Portal Window for Direct Enrollment

- ✓ May 8 – August 11, 2017

NEXT STEPS: FAMILY SUPPORT CENTER

The **Family Support Center** is available to provide support and guidance to families with any enrollment needs!

Location: 301 West Kinney Street, Newark, NJ

Hours:

Monday – Thursday, 9:00am – 3:00pm

Please visit www.newarkenrolls.org for information about extended summer hours

Enrollment Support:

- ✓ New Enrollment
- ✓ Transfers / Changing School Placements
- ✓ Special Education Placements
- ✓ Bilingual Education Placements
- ✓ Connecting Families with School Resources as Needed