


# SUPERINTENDENT'S REPORT

JANUARY 2017



# AGENDA

## 1. Updated 2015-16 Student Learning Results

## 2. Newark Enrolls

- Sharing key facts about the process
- Updates for the 2017-18 School Year

# 2015 – 16 RESULTS

- **Newark's four year graduation rate is now 73.5%, a nearly 15 point gain since 2011.**
  - As noted by NJ.com, a vast majority of schools saw a boost this year, and the rate has now increased in each of the last 4 years.
- **Twice as many African American children are attending schools that beat the state average** compared with 2011.
- **Proficiency rates are up significantly over the last 5 years** when compared with comparable districts:
  - Compared to the 37 most demographically similar districts in the state, Newark has gone from the 38<sup>th</sup> percentile to the 75<sup>th</sup> in Math
  - And from the 44<sup>th</sup> to the 78<sup>th</sup> in English
- Over the last two years, **the district's median student growth percentile has increased by 16 points in Reading and 6 percentile points in Math.** (SGP is the state measure of student progress relative to all other similarly situated students in NJ).
- According to a study by the Center for Reinventing Public Education, **Newark parents have access to a higher percentage of schools that “Beat the Odds” than in any urban school district in the country.**

# **NEWARK ENROLLS: SHARING KEY FACTS ABOUT THE PROCESS**

# WHAT IS NEWARK ENROLLS?

**Many cities use citywide enrollment systems** to provide families with a fair, transparent, and efficient way to enroll children in school.

**In Newark, our enrollment system is essentially 3 things:**

1. It provides **neutral rules to ‘break the tie’** when there is not enough room in a school for everyone who wants to attend.
2. It is **a way to level the playing field for harder to serve students,** and **provide access to more schools for families** that don’t like the choices in their neighborhood.
3. It is **a website and process that that centralizes information** for parents to make their school selection process easier.

# WHAT NEWARK ENROLLS IS NOT

There are some common misconceptions about the enrollment process. Universal enrollment was created as a response to many previous policy decisions made by NPS and the NJDOE many years before. For instance:

1. Universal enrollment does not open or close charter schools.
2. Universal enrollment does not determine which district schools are closed or open.
3. Universal enrollment does not decide how many spaces are available at crowded NPS schools.
4. Universal enrollment did not set the policy for competitive admission high schools.
5. Universal enrollment is not a policy for student services or transportation.

# BASIC ENROLLMENT INFORMATION

How many students are eligible to participate in Newark's enrollment process?

- All 50,000 students in Newark are eligible to participate

How many families participated in the enrollment process last year?

- In total: **10,995 Newark students participated** in the process
  - 1,462 PreK
  - 2,820 rising K
  - 2,852 rising 9<sup>th</sup> graders
  - 448 other transition grade students (mostly 4-6<sup>th</sup>)
  - 2,433 seeking transfer from another Newark school (in non-transition grades)
  - 980 new to Newark



# BASIC ENROLLMENT INFORMATION



## What if students already have a school?

- 100% of students who are in a school may stay in their school if the school serves their next grade.

## How many students sought a transfer through the enrollment process last year?

- Last year, 2,433 students sought a transfer to a new school through the enrollment process. Of the 2,433 students, 1,939 (or ~80%) are from district schools and 494 (~20%) are from charter schools.



# BASIC ENROLLMENT INFORMATION

## How does it work for families who wish to attend a charter school?

- 14 of 19 Newark charter schools have signed an agreement to participate in the city-wide enrollment system – thereby handing over enrollment responsibilities and oversight of their admission lottery to the NPS enrollment office. The 14 schools make up 90% of all charter school seats in Newark.

## How many families get into their top choice? Or any of their top 3 choices?

- 80% of Kindergarten families got their first choice last year. 93% of kindergarten families got one of their top 3 choices.
- For 9th grade – 44% get their top choice – this number would be significantly higher, except for the fact that a majority of families (67%) apply to competitive admission magnet schools as a first choice.

# HOW DOES IT WORK?

**What happens when there are more applicants for a school than seats available?**

- When there are more students than available placements for a school, the enrollment process “breaks the tie” by applying a few basic neutral rules:
  1. Do you have a sibling at the school?
  2. Do you live in the neighborhood?
  3. Are you seeking special education services only available at certain schools?



# HOW DOES IT WORK?

## How exactly are seats at each school assigned through the enrollment process?

For all K-8 schools, the following process takes place:

- a) If there are enough seats for all of the applicants, all students who listed the school as their first choice are admitted.
- b) If there are more applicants than seats, students are given a number, then sorted into groups in a few key ways.
  - All students who have siblings are admitted first
  - If there are still seats available once all students with siblings are admitted, students who live in the geographic area but do not have a sibling are then prioritized.
  - If there are still seats available after all students who live in the geographic area are admitted, those students who do not live in the neighborhood are admitted by random lottery.


*These rules are available to the public on pages 134-135 of the guidebook, and at [NewarkEnrolls.org](http://NewarkEnrolls.org)*

# HOW DOES IT WORK?

Students are given preference if they have a sibling in the school and/or live in the neighborhood.

This grade has 10 open seats.

15 students have applied to attend



GROUP 1    GROUP 2    GROUP 3    GROUP 4



1. Each student is assigned a random number, and broken into preference groups .
2. They are then lined up within their group based off of the random number they were assigned.

# HOW DOES IT WORK FOR MAGNET SCHOOLS?

What about magnet schools? How are they different?

- 36% of NPS high school seats are in magnet schools.
- Magnet schools, by definition, accept students through a competitive admissions process. This means that students must submit applications to the magnet schools they are interested in.
- Magnet schools rank order the students that apply to them. The Newark enrollment process simply implements this ranking, enrolling students into those schools based on the magnet's ranking, until all seats are filled.



# OTHER KEY FACTS

## Historically, how many students were “displaced” by students outside their neighborhood?

- i.e. how many students from outside a neighborhood who listed a school first were assigned over a child from within the neighborhood who listed that school first?
- 58 Kindergarten students who ranked a school within their geographic hub first were not matched to that school as a result of a student outside of that hub being matched before them.
  - In 48 of those cases, the non-hub students who were matched had a sibling in the school, meaning they had priority in the matching process anyway.
  - Under this year’s process, we will ensure this number is 0

## How many students were assigned to a charter school that did not put down a charter school on their application?

- 0 students were assigned to charter schools who did not list them.

# OTHER KEY FACTS

**How many families choose to go to a school in their neighborhood and how many choose to go somewhere else?**

- 41% of families applying for Kindergarten list a school in their neighborhood first.
- Of the other 59%:
  - 15% of Kindergarten families list an NPS school outside their neighborhood first.
  - 44% of Kindergarten families list a charter school first.

**I know that some families were still looking to change their match after the enrollment process. How did that work?**

- The vast majority of families (84%) that were matched to a school were satisfied with their school and took no further action.
- 16% of applicants did submit an appeal or visited the Family Support Center to seek a different placement.

# OTHER KEY FACTS

**After the school year begins, how many students transferred back from charter schools to district schools? How does this compare to movement between all school types?**

- Between fall 2015 and spring 2016, approx. 3,102 students transferred into new schools in Newark. The following number of students transferred between the following school types:
  1. **New to Newark into NPS:** 1781 students transferred (57% involved in a transfer) into NPS schools from schools outside of Newark
  2. **NPS to NPS:** 684 (22%) students transferred into NPS school from another NPS school
  3. **New to Newark into Charter:** 319 (10%) students transferred into charter schools from schools outside of Newark
  4. **NPS to Charter:** 183 (6%) students transferred into charters schools from NPS schools
  5. **Charter to NPS:** 96 (3%) students transferred into an NPS school from a charter school
  6. **Charter to Charter:** 39 (1%) students transferred into a charter school from another charter school



# OTHER KEY FACTS

**How many special education students are served in charter schools? How does this compare before and after their participation in universal enrollment?**

- The share of special education students served by the charter sector has increased threefold in the past six years – only 7% of Newark’s special education students were served by charter schools in 2010-2011, as compared to the 21% of Newark’s special education students who were served by charter schools in 2015-2016.

**Do charter schools get paid for students that were present on 10/15 but not at the end of the year?**

- No. At the end of the year, funding is corrected by the state to account only for the number of students who actually attended each school.
- For example, this past school year, NPS got refunded ~\$2M for students who were initially billed as charter schools students, but who by the end of the year did not attend a charter school.

# IMPROVEMENTS THIS YEAR

We also know that there is room to improve. Here are a few policy improvements we are planning for this year:

- 1. Increasing geographic preference for district k-8 schools to 100%** - so that all students from a neighborhood are given priority over students who do not live near that school (with the exception of keeping families together).
- 2. Allowing parents to submit applications directly at any school location.**



# **NEWARK ENROLLS: UPDATES FOR THE 2017-18 SCHOOL YEAR**

# RECAP OF SCHOOL FAIR



## Fair Highlights

- Attended by more than 2,000 students, parents and school representatives.
- Showcased information about Newark schools and the enrollment process.
- Featured student performances, including: The marching bands of Weequahic High School and Malcolm X Shabazz, Arts High School's latin jazz band, East Side High School's chorus
- Families enjoyed a photo booth, pizza, and other activities.
- 800 completed surveys

## Areas for Improvement

- Translator accessibility
- More computers for enrollment
- Adapting to crowd and conditions



# GETTING THE WORD OUT!

We are also getting the word out about Newark Enrolls:

- Newark Billboards
- New Jersey Transit Ads
- Radio Ads
- Facebook
- Blackboard Connect Calls
- Twitter Messages
- Principal Points/Teacher Talk
- Newark Enrolls Media Kit
- School Fair
- Family Voices Video Contest
- Guidebook
- Newark Enrolls Newsletter



Newark Public Schools ✓

Explore sus opciones gratuitas de preescolar y jardín de infantes en Newark. ¡Aplica hoy!

See Translation

**NEWARK ENROLLS**

¡Atención Los Padres de Newark!








NEWARKENROLLS.ORG

Apply Now

# SCHOOL GUIDEBOOK PAGES

**SCHOOL  
LOGO**

**SCHOOL NAME**  
School Motto

-  Principal Name
-  Address
-  City, State Zip
-  School Phone Number
-  Community Engagement Specialist
-  School Start and End Times
-  School Website

**SCHOOL TYPE | GRADES | WARD | ENROLLMENT | SCHOOL CODE**

### About Our School

Information about this school.

### Academic Spotlight

Additional information about academic programs at this school.

### Testimonial

Parent, student or alumni share their experiences with the school.

### SEAT AVAILABILITY

ENTRY GRADE	SEATS AVAILABLE IN ENTRY GRADE LAST YEAR	PERCENTAGE OF APPLICANTS WHO LISTED THIS SCHOOL FIRST AND WERE MATCHED TO THIS SCHOOL LAST YEAR
Pre-K	15	54%
K	83	84%

### AVERAGE NUMBER OF STUDENTS PER HOMEROOM<sup>1</sup>

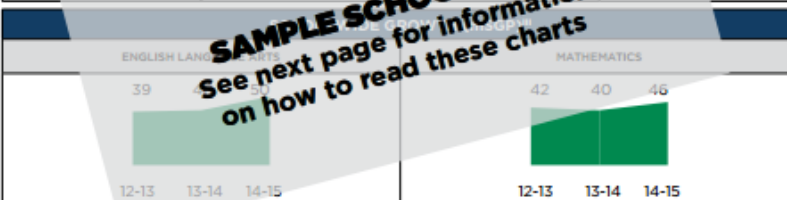
K-3	21
4-8	20

### ADDITIONAL SCHOOL DATA

Average Years of Teacher Experience (2015-2016) <sup>2</sup>	11
Percentage of Students Chronically Absent in 2015-2016 <sup>3</sup>	15%

### PERCENTAGE OF STUDENTS PROFICIENT AND ABOVE ON PARCC<sup>4</sup>

ENGLISH LANGUAGE ARTS		MATHEMATICS	
2014	28%	2014	20%
2015	40%	2015	27%



**SAMPLE SCHOOL DATA**  
See next page for information on how to read these charts

### EXPANDED LEARNING TIME

BEFORE CARE	AFTER CARE (4:30 PM)
Additional information about before care.	Additional information about after care.

### Uniform Colors

**Top:** Color(s) of uniform top  
**Bottom:** Color(s) of uniform bottom

Please call the school to confirm uniform requirements prior to purchasing uniforms.

### Community Partnerships

Community partnerships with this school

### Clubs & Activities

Clubs & activities offered at this school

### Sports

Sports offered at this school

### NJ Transit Bus Route

NJ Transit Bus Numbers that are closest to this school

### Advanced Placement Classes Offered

List of AP courses available at this school

### Career Technical Education Certification

School offers CTE program that ends in a certificate

## Pages Include:

- Basic information about school:
  - Uniforms, community partnerships, clubs, sports, nj transit routes, ap classes, etc...
- Typical seat availability
- Average # of students per homeroom
- Teacher experience
- Chronic Absence
- PARCC proficiency
- Student growth

# NEWARK ENROLLS KEY DATES



- 1. 1/7 – 2/28: Fill out an application**
  - Application window opened January 7<sup>th</sup>
  - Application window closes February 28<sup>th</sup>
- 2. 4/15 – 4/30: Learn about your offer**
  - A letter will be sent to families in mid-April
- 3. 4/15 – 9/01: School registration & on-going enrollment**
  - If you receive a match you must register at your school
  - If you have not been matched or did not apply, log into Newarkenrolls.org to select a seat.