

School Summary 2017-18

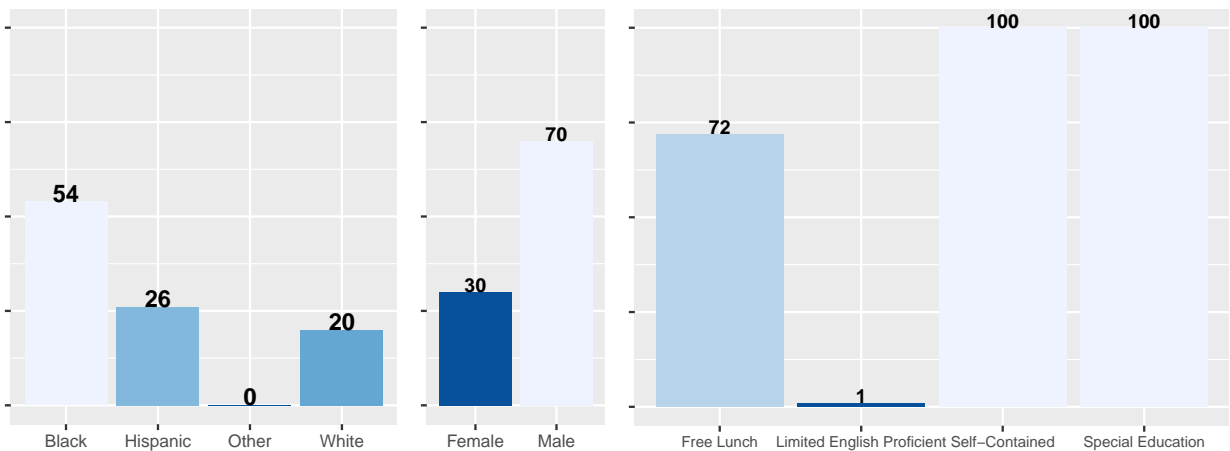
New Jersey Regional Day School

Principal	Ward	Community School	School Type	Grades offered in 18-19	Student Enrollment 18-19
Jennifer Mitchell	South	No	Special Ed. School	N/A	102

Note:

Student Enrollment based on October 2018 ASSA Submission

Student Demographics as of 10/15/2018 (Numbers displayed as percent of student body)



School Resources and Programs

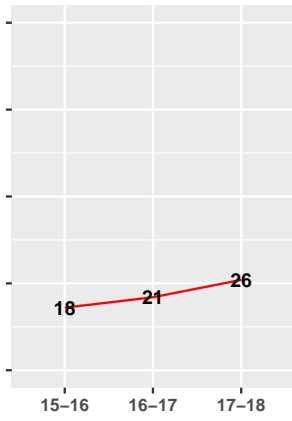
Bilingual Programs Offered 18-19	Special Ed. Programs Offered 18-19	Head Start Offered 18-19	Percent AP Participation
None	Mutiple Dis.	No	NA

Teacher and Class Information

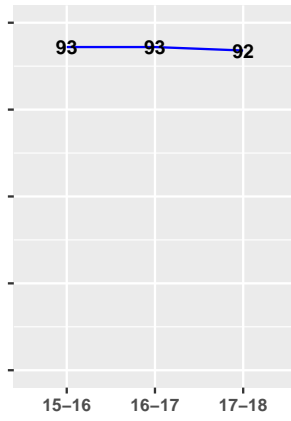
Measure	Result
Percent Teachers with five or more years of service in NPS	71%
Percent of effective and highly effective teachers retained(16-17 to 17-18)	100%
Percent instructional staff missing 4 days or fewer	13%
Student-Teacher Ratio	5.2 to 1
Average Section Size K-3	NA
Average Section Size 4-8	NA
Average Section Size 9-12	NA

Attendance and Student Mobility

Chronic Absenteeism



Average Daily Attendance



Student Mobility Rate

