

School Advisory Board Update

September 23, 2014

S

System-wide Accountability

Standard approaches to tracking student, school, and system success and progress across all schools.

U

Universal Enrollment

Universal Enrollment is straightforward, user-friendly and empowers our students & families to choose the school experience that best meets the student's needs and preferences.

C

Citywide Facilities and Technology Plan

Bold, inspirational, and participatory plan to operationalize the "21st century learning environments for all students" piece of One Newark vision.

C

Common Core Mastery and PARCC Readiness

Lead the nation in the number of students living below the poverty level making progress towards Common Core mastery and PARCC readiness, especially those who are too often left behind.

E

Equity and Access for All Students

Increase the number of high quality seats for all students – particularly those too often left behind.

S

Shared Vision for Excellent Schools

Embed the demand for 100 excellent schools and the groundswell of support for the changes necessary to get there.

S

Systemic Conditions for Success

Radically transform NPS to ensure it is a high performing organization for years to come.



SYSTEM-WIDE ACCOUNTABILITY:

Renew Schools Update



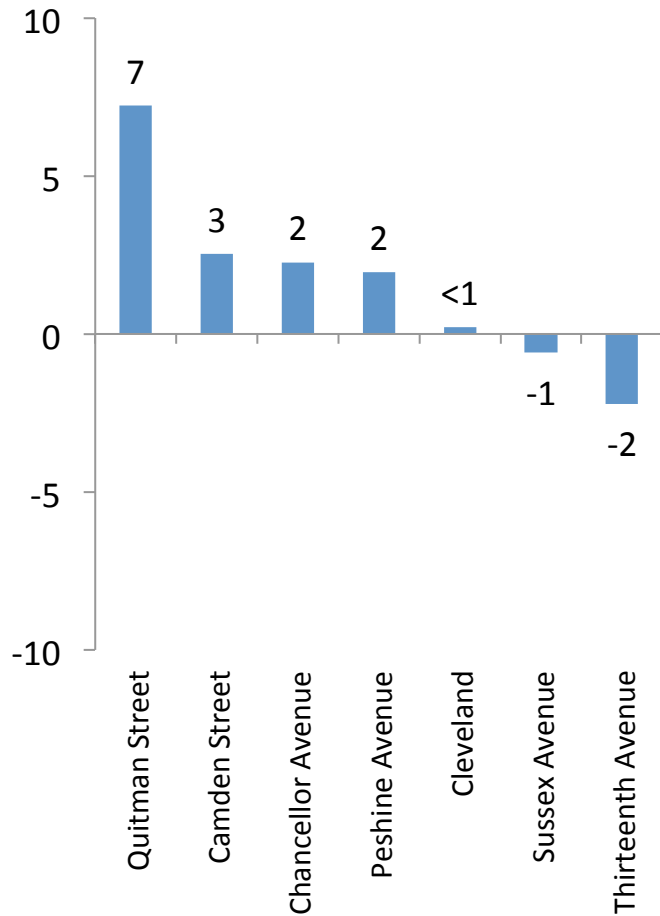
RENEW SCHOOLS UPDATE

▶ **2013-2014 Test Score Results for Renew Schools:**

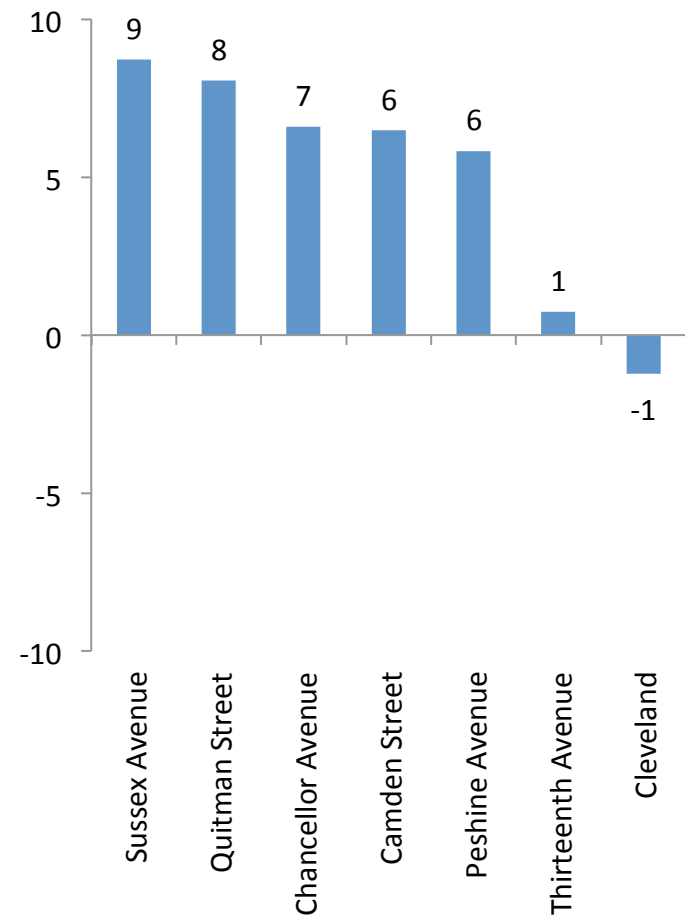
- ▶ The majority of Renew Schools increased their scores in both the math and language arts portions of the New Jersey Assessment of Knowledge and Skills (NJ ASK).
- ▶ The average NJ ASK math score increased for every grade level tested.
- ▶ Renew schools constitute $\frac{1}{4}$ of NPS schools showing improvement in both math and language arts literacy.
- ▶ Nearly all Renew Schools saw increases in the percentage of students meeting college readiness benchmarks in math, science and English.

RENEW SCHOOLS: LAL & MATH SCORE INCREASE IN MAJORITY

**Change in Avg NJASK LAL Scores by School
(2012-2013 to 2013-2014)**

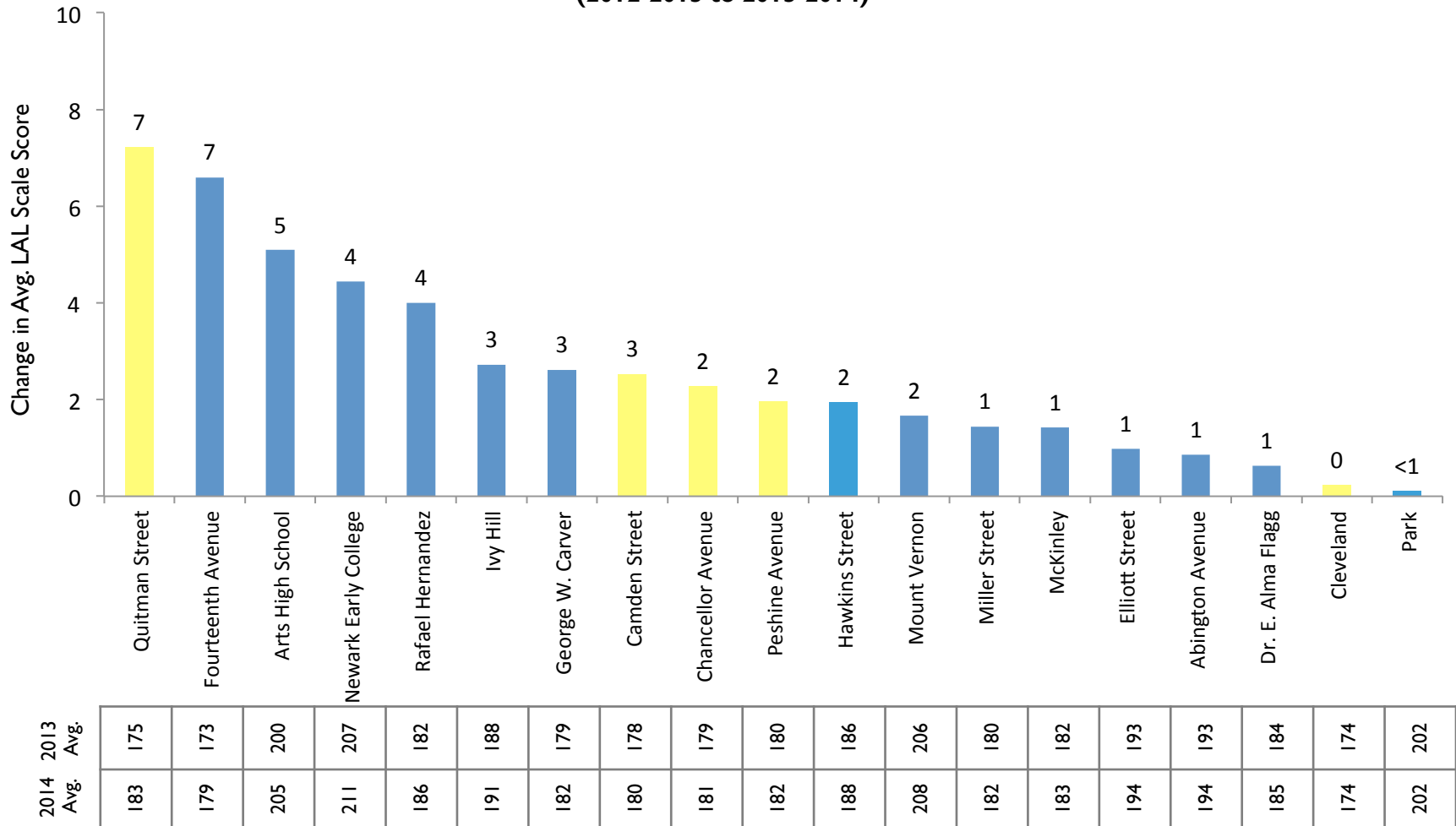


**Change in Avg NJASK Math Scores by School
(2012-2013 to 2013-2014)**



RENEW SCHOOLS: ¼ OF SCHOOLS MAKING GAINS IN LAL

**Change in NJASK LAL Scores by School
(2012-2013 to 2013-2014)**

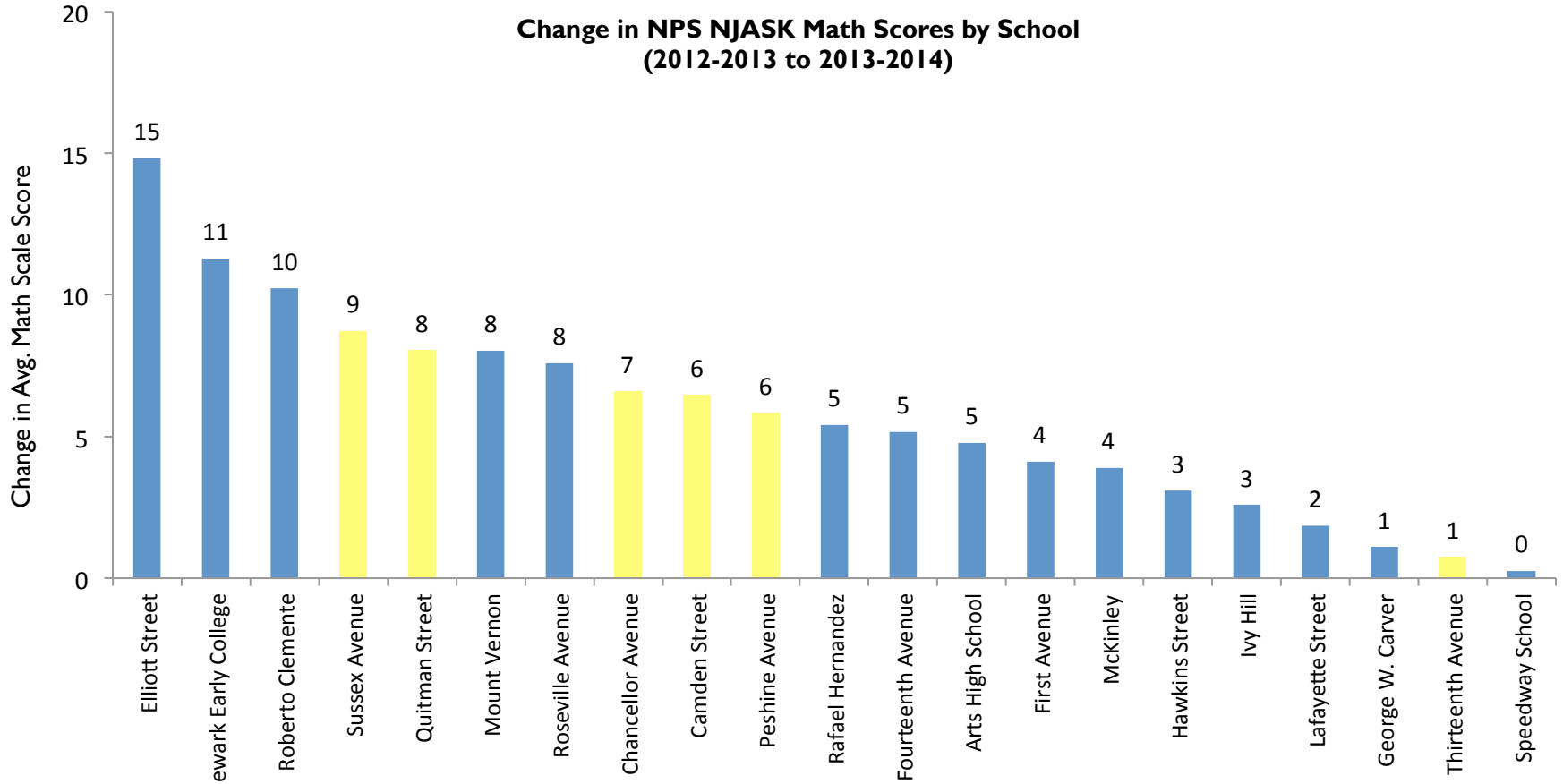


2014 Avg. 183

2013 Avg. 175	173	200	207	182	188	179	178	179	180	186	206	180	182	193	193	184	174	202
183	179	205	211	186	191	182	180	181	182	188	208	182	183	194	194	185	174	202

RENEW SCHOOLS: ¼ OF SCHOOLS MAKING GAINS MATH

**Change in NPS NJASK Math Scores by School
(2012-2013 to 2013-2014)**



2014 Avg.	2013 Avg.
212	197
230	218
209	199
199	190
181	173
225	217
195	187
189	182
182	175
189	183
188	182
182	176
188	183
221	217
193	189
185	182
194	192
230	228
173	172
166	165
176	176

SYSTEM-WIDE ACCOUNTABILITY:

Attendance Update

ATTENDANCE UPDATE

- ▶ **Student attendance for the opening days of school was approximately 90%, which is consistent with attendance rates in previous years**
 - ▶ These numbers are preliminary
 - ▶ Final audited enrollment and attendance data will be available in October once all data files are updated and reconciled

UNIVERSAL ENROLLMENT:

Rounds 1 & 2 and
Enrollment Center



ROUNDS 1 & 2 UPDATE

92%

Percentage of Newark applicants who received a school match

74%

Percentage of applicants newly matched to one of their top 5 choices

15,327

Total applications from Newark Families

5,500

Total students in search of new options

Constant

Number of K-8 siblings united in a single school

Constant

Number of families attending school <1 mile from home

Total Applications from Newark Families	
Round One	11,860
Round Two	3,467
Total	15,327

ENROLLMENT CENTER UPDATE

- ▶ **The Newark Public Schools Enrollment Center has served 4,060 students.**
 - ▶ 2,100 were completely new to NPS and received new placements
 - ▶ 550 students entering Pre-K or Kindergarten for the first time
 - ▶ 1,000 new immigrants
 - ▶ 400 recently moved to Newark
 - ▶ 150 previously in private or county schools
 - ▶ 620 were existing students who did not apply or were unmatched, and now have placements
 - ▶ 260 Pre-K and Kindergarten students who needed schools for next year
 - ▶ 360 impacted PK-8 students and unmatched students
 - ▶ 1,340 were matched but wanted to request a transfer, needed more information about their school, or wanted to be added to a waitlist
 - ▶ 900 were granted transfers
 - ▶ 440 students kept their school matches after conversation with Enrollment Specialists

EQUITY AND ACCESS FOR ALL STUDENTS: Transportation



TRANSPORTATION UPDATE



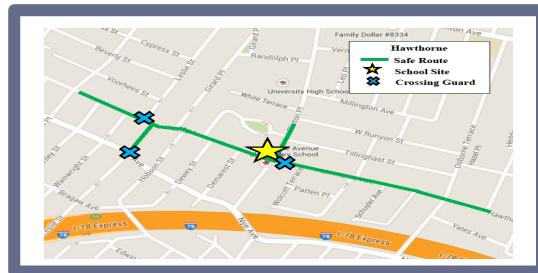
NJ Transit Ticket Program

- Schools have received and distributed tickets to eligible students



Shuttle Bus Services

- Families were asked to opt-in by September 15th



Safe Routes

- Families can download Safe Route Maps from our website at <http://www.nps.k12.nj.us/district/universal-enrollment/shuttle-services/safe-routes/>

TRANSPORTATION UPDATE: SHUTTLE BUSES

▶ Decline in Average Wait Times

	9/5 AM	9/5 PM	9/8 AM	9/8 PM	9/9 AM	9/9 PM	9/10 AM	9/10 PM	9/11 AM	9/11 PM	9/12 AM	9/12 PM
# of students	156	157	182	193	242	250	230	283	240	263	271	251
Total # of buses	39	39	40	38	40	40	40	40	39	39	38	40
% of buses arriving within 0-15 minutes	90%	95%	83%	74%	93%	95%	98%	85%	90%	87%	95%	90%
% of buses arriving within 15-30 minutes	8%	3%	13%	13%	8%	3%	2%	10%	10%	8%	5%	3%
% of buses arriving within 30+ minutes	3%	3%	5%	13%	-	3%	-	5%	-	10%	-	8%
Average wait time for late buses (minutes)	19	21	23	33	15	30	10	22	13	16	7	24

▶ Improvements:

- ▶ We instituted a sweep bus for all stops, reducing the average wait times significantly
- ▶ We changed owners of Routes 16 and 25 to address efficiency and customer issues

**SYSTEMIC
CONDITIONS FOR
SUCCESS:**
Staffing



STAFFING UPDATE

▶ **Vacancies**

- ▶ 99 Teacher Vacancies across all schools
- ▶ Average of 2 vacancies per school
 - ▶ 62 – No eligible match from the EWPS pool, and external hire will be necessary
 - ▶ Remaining vacancies – could be filled by members of the EWPS pool, and the staffing team will work to fill those roles over the course of the month
- ▶ Many vacancies are already being covered by the EWPS additional support assigned to those schools

▶ **Community Engagement Specialists**

- ▶ 34 have been hired
- ▶ 19 vacancies still exist
- ▶ We will work with the Community Engagement Team and schools to screen, recommend and hire candidates

▶ **Per Diem Aide Hiring**

- ▶ 1700 People applied and were screened to become a Per Diem Teacher Aide
- ▶ 1000 Were approved for hire
- ▶ 780 have already been hired and placed
- ▶ Additional staff will be hired in the coming weeks to meet the need determined by the Office of Special Education

HIB

Self- Assessment



Summary

- ▶ HIB Self Assessment is to survey each schools' implementation of the Anti-Bullying Bill of Rights Act
- ▶ Measures six (6) domains
 - ▶ HIB Programming
 - ▶ Training
 - ▶ Curriculum and Instruction
 - ▶ Personnel
 - ▶ Incident Reporting
 - ▶ Investigation Procedures
- ▶ The state interprets the scores and provides a grade for each individual school as well as the district as a whole
- ▶ Self-Assessment grades are shared with the public and posted on district website annually



NPS Submission

- ▶ **68 schools reporting**
- ▶ **Average Score: 54 out of 78**
- ▶ **30 schools reported scores higher than the average**
- ▶ **Highest Score: 78**
- ▶ **Lowest Score: 29**