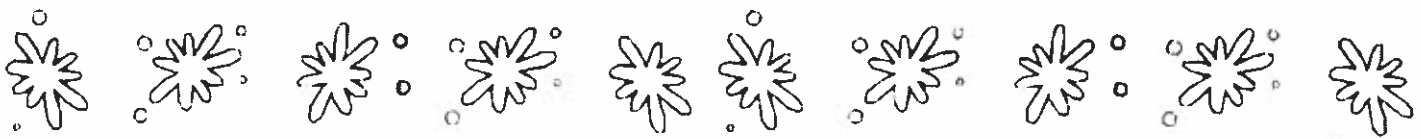


# WINTER PACKET





Dear Parents,

A week off is a long time! Although we do want the children to relax and have fun, we feel it is important that they retain all that has been taught so far. Therefore, we are sending a little packet of review work for the kids to do during the week. Please have them do a little bit each day, just to keep them thinking.

The children should know most, if not all, upper and lower case letters, as well as numbers from 1 - 20. We have also started counting by 1's and 10's to 100. In math we are practicing how to count using a ten frame, as well as checking off items as counted. We are working on addition and subtraction.

Please have your child complete the enclosed math worksheets. We are also sending a worksheet on CVC words. Please have them say the name of the pictures and fill in the missing sound. They also have a writing task to complete. Please use the writing rubric you received at Parent-Teacher conferences to do your best writing. Encourage them to write at least

2 sentences about the picture. This is a great time to practice all the sight words you received at conference. We ask that you begin


studying the new sight words as well in preparation for their oral reading test.

Any questions, just ask!

Have a nice holiday!

The Kindergarten

Teachers





Queridos padres,

¡Una semana libre es mucho tiempo! Aunque queremos que los niños se relajen y se diviertan, creemos que es importante que retengan todo lo que se les ha enseñado hasta ahora. Por lo tanto, estamos enviando un pequeño paquete de trabajo de revisión para que los niños hagan durante la semana. Hagan un poco cada día, solo para mantenerlos pensando. Los niños deben saber la mayoría, si no todas, letras mayúsculas y minúsculas, así como números del 1 al 20.

También hemos comenzado a contar por 1 en 1 y 10 en 10 hasta 100. En matemáticas estamos practicando cómo contar usando un marco de diez, así como marcar artículos como contados. Estamos trabajando en sumas y restas. Haga que su hijo complete las hojas de trabajo de matemáticas. También estamos enviando una hoja de trabajo sobre palabras CVC. Pídales que digan el nombre

de las imágenes y que completen el sonido que falta. También tienen una tarea de escritura para completar. Utilice la rúbrica de escritura que recibió en las conferencias de padres y maestros para escribir mejor. Anímelos a escribir al menos 2 oraciones sobre la imagen. Este es un buen momento para practicar todas las palabras que recibió en la conferencia. Le pedimos que comience estudiando las nuevas palabras de vista también en preparación para su examen de lectura oral.



Tener unas buenas vacaciones!

Las Maestras de Kinder



Name \_\_\_\_\_ Date \_\_\_\_\_

Write the missing numbers 0-20 on the snowballs.

0	1			
			8	
	11			
			18	
				

Name \_\_\_\_\_ Date \_\_\_\_\_



# Gifts

Use the gifts to find the sum of each problem.

$5+0=$  \_\_\_\_\_

$7+1=$  \_\_\_\_\_

$3+3=$  \_\_\_\_\_

$5+2=$  \_\_\_\_\_

$4+2=$  \_\_\_\_\_

$5+5=$  \_\_\_\_\_


$0+6=$  \_\_\_\_\_

$1+3=$  \_\_\_\_\_

$5+4=$  \_\_\_\_\_

$2+3=$  \_\_\_\_\_

© Sherry Clements 2013



Name \_\_\_\_\_ Date \_\_\_\_\_



# Hats

Use the manipulatives to find the difference of each problem.

$10 - 6 = \underline{\quad}$

$2 - 1 = \underline{\quad}$

$5 - 5 = \underline{\quad}$

$9 - 3 = \underline{\quad}$

$7 - 1 = \underline{\quad}$

$6 - 6 = \underline{\quad}$

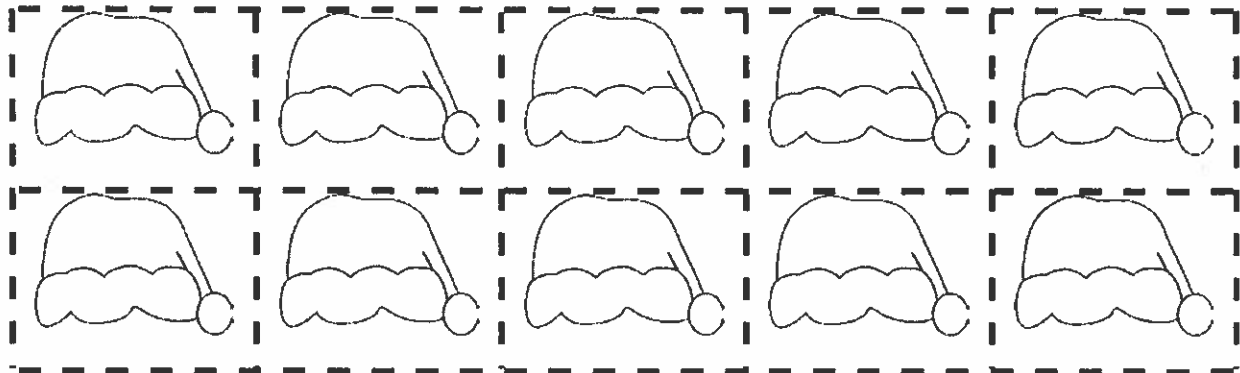
$5 - 4 = \underline{\quad}$

$9 - 0 = \underline{\quad}$

$8 - 2 = \underline{\quad}$

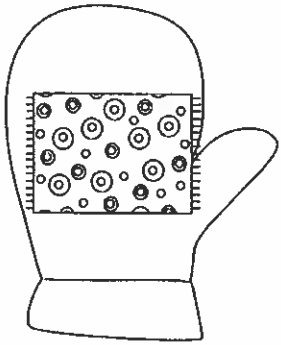
$3 - 2 = \underline{\quad}$

© Sherry Clements 2013

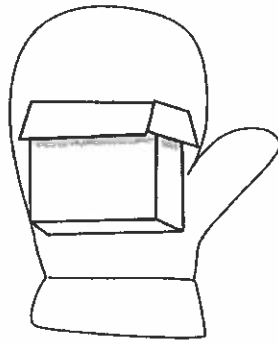


Name \_\_\_\_\_ Date \_\_\_\_\_

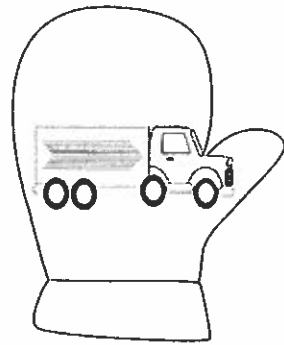
Write the word to match the picture on the mitten.



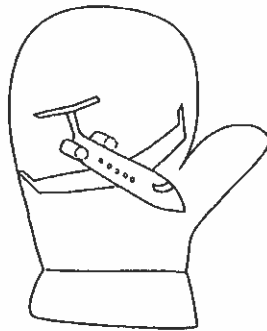
--	--	--



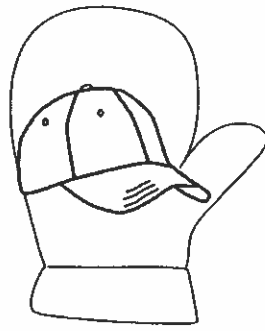
--	--	--



--	--	--




--	--	--



--	--	--



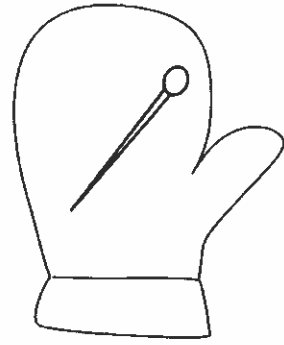
--	--	--



--	--	--



--	--	--



--	--	--

Name \_\_\_\_\_

# The Best Day

Draw and write about the best day of your winter break.



Large empty rectangular box for drawing.

---

---

---

---



comes	on	sees	his	gets
up	It	her	in	said
your	asked	go	does	how
has	its	too	not	over
do	that	some	going	down