

Newark Board of Education

School Closure Packet

Language Arts, Social Studies &
World Language for Grade 8



Roger León
Superintendent

2020 School Year

NAME: _____

TEACHER: _____

GRADE 8 SCHOOL CLOSURE PACKET

DIRECTIONS

Complete each activity in the School Closure Packet. Be sure to read all texts and complete activities thoughtfully and thoroughly.

Students are to return the completed packet to their teachers when school reopens.

Parents, you are encouraged to assist in the following ways:

- Make a plan to complete the activities.
- Provide a time and quiet space for your child to work on these assignments.
- Help your child to complete the activities if he or she needs support.
- Review and discuss your child's responses. (Strongly urged at grades Kdg - 4)
- Provide positive feedback and praise for sincere effort and independence.
- Encourage daily reading of 30 minutes of a self-selected book.
- Read to your child, listen to him/her read, or share the reading. (Strongly urged at grades Kdg - 4)
- Ensure that the completed packet is returned to school when school reopens!

Thank you for helping your child to be successful!

Day 1**Do Now:**

- Read independently for 20 min.
- Respond in Reader's Notebook

Reading: HMH Unit 5 Finding Your Path Page 322

- Academic Vocabulary Activity page 323
- Review Notice and Note Reading Model Page 324-325
- 1st Read *The Debt We Owe to the Adolescent Brain* by Jeanne Miller (Respond to Notice and Note)
- Log in to HMH and Complete the Check for Understanding Questions *or complete page 333. This can be done in your notebook if you are not able to log on.*

Writing:

- You have just read the article. As an adolescent, which section was most interesting? Explain your reasoning.

Day 2**Do Now:**

- Read independently for 20 min.
- Respond in Reader's Notebook

Reading: HMH Unit 5 Finding your Path

- Reread *The Debt We Owe to the Adolescent Brain* by Jeanne Miller
- Complete Analyze Structure and Genre Elements: Page 327 Write the key or main idea for each section.
- Analyze the Text page 334 Respond to questions # 2, 3 and 5. Write your responses.

Writing:

Planning to write an essay that analyzes how the author develops her purpose for writing "*The Debt We Owe to the Adolescent Brain*"

- Gather Evidence for Essay: Use the Organizer on page 327
- What is the main idea the author wants to convey for each section? Using the main idea for each section, think about the author's purpose or reason for using the title and subtitles. How did the organization and headings help the author to convey the purpose of the article? Jot down your evidence and notes to plan for your essay.

Day 3**Do Now:**

- Read independently for 20 min.
- Respond in Reader's Notebook

Reading: HMH Unit 5 Finding Your Path

- Critical Vocabulary page 336
- Language Conventions page 337
- In *The Debt We Owe to the Adolescent Brain* by Jeanne Miller, find a section of the article that you find interesting. Design a graphic or illustration to support a fact in the article or the section. Remember to add the caption to your graphic.

Writing:**Day 4****Do Now:**

- Read independently for 20 min.
- Respond in Reader's Notebook

Reading:

Reading Reflection: Reread the *Stone Age Impulses in the Modern World* section on pages 332. What are some of the stresses you and your peers face growing up in today's world? Jot down your thoughts on why you think it is important for adults to know about these stresses?

Writing:

Continue writing your essay that analyzes how the author develops her purpose for writing *The Debt We*

Begin writing your essay that analyzes how the author develops her purpose for writing “*The Debt We Owe to the Adolescent Brain*”

- Use your notes from the “Analyze Author’s Purpose” Organizer on page 327

Owe to the Adolescent Brain. Use Evidence from the text to support your response.

Day 5

Do Now:

- Read independently for 20 min.
- Respond in Reader’s Notebook

Reading: HMH Unit 5 Finding Your Path

- Read *from Bronx Masquerade* by Nikki Grimes page 338-343 (Write your annotations for Notice and Note)
- Read ANALYZE STRUCTURE page 339
- Read ANALYZE CHARACTERIZATION page 339

Writing:

- Reflection: Journal: Respond to the unit essential question, How do your teenage years prepare you for adulthood? (page 322)

Day 6

Do Now:

- Read independently for 20 min.
- Respond in Reader’s Notebook

Reading: HMH Unit 5 Finding Your Path

- Read *from Bronx Masquerade* by Nikki Grimes page 344-347 (Respond to Notice and Note)
- Critical Vocabulary page 340
- Complete the Check for Understanding Questions p 347 or Log on to HMH

Writing:

- Option #1 Journal or free-write about what’s on your mind. Write down your innermost thoughts. Option #2: Reflect on what you learned today.

Day 7

Do Now:

- Read independently for 20 min.
- Respond in Reader’s Notebook

Reading: HMH Unit 5 Finding Your Path

- Reread *from Bronx Masquerade* on pages 341-347
- Analyze the Text Page 348 Questions
- Critical Vocabulary page 350

Day 8

Do Now:

- Read independently for 20 min.
- Respond in Reader’s Notebook

Writing:

- Draw or paint your portrait and write a poem or rap about yourself to go with it. Use can use the story and poems for inspiration; however, use your imagination to convey how you want to convey your ideas of yourself to your audience. Be creative!

(Day 7 continued)

Writing:

- You are planning to draw your portrait and write a poem or rap about yourself. What message do you want to convey about yourself? Think about the qualities or characteristics you want others to know about yourself. Sketch and jot down your thoughts.

Day 9

Do Now:

- Read independently for 20 min.
- Respond in Reader's Notebook

Reading HMH Unit 5 Finding Your Path

- Read from *IT'S COMPLICATED: The Social Lives of Networked Teens* page 364-375 (Respond to Notice and Note)
- Review ANALYZE CLAIM AND EVIDENCE page 365
- Review IDENTIFY COUNTERARGUMENT page 365
- Critical Vocabulary page 366

Writing (Journal Writing)

- In your journal, write what you want every adult to understand about teenagers. You may also want to include misconceptions that adults may have about teens.

Day 10

Do Now:

- Read independently for 20 min.
- Respond in Reader's Notebook

Reading: HMH Unit 5 Finding Your Path

- 1st Read from *IT'S COMPLICATED: The Social Lives of Networked Teens* page 364-375 (Respond to Notice and Note)
- Log in to HMH and Complete the Check for Understanding Questions *or complete page 371*

Writing:

*Write a 5-paragraph argument in which you take a position regarding social media use at school. Use evidence from *It's Complicated* to support your points. Remember to gather Evidence: Create a Pro and Con Chart.*

Day 11

Do Now:

- Read independently for 20 min.
- Respond in Reader's Notebook

Reading HMH Unit 5 Finding Your Path Page 322

- 2nd Read from *IT'S COMPLICATED: The Social Lives of Networked Teens* page 364-375
- Analyze the Text page 372
- Critical Vocabulary page 374

Writing (Reflection)

After reading the article, how are your thoughts and perspective on the use of cell phones and electronic gadgets different from those of an adult?

Day 12

Do Now:

Read independently for 20 min.
Respond in Reader's Notebook

Writing:

Reflection: Are you looking forward to advances in artificial intelligence? Or has technology already advanced too far?

Day 13

Do Now:

- Read independently for 20 min.
- Respond in Reader's Notebook

Reading: HMH Unit 5 Finding Your Path Page 322

- Analyze Structure *Page 377*
- Analyze Rhetorical Devices *Page 377*
- 1st Read "Outsmart Your Smartphone by Catherine Steiner-Adair page 376-389 (Respond to Notice and Note)
- Log in to HMH and Complete the Check for Understanding Questions *or complete page 385 in your notebook.*

Writing:

After reading the article, what are your suggestions for someone who is getting their first cell phone? What are some features that are essential? Which are not?

Day 14

Do Now:

- Read independently for 20 min.
- Respond in Reader's Notebook

Reading: HMH Unit 5 Finding Your Path Page 322

- Critical Vocabulary page 378
- Language Conventions page 378
- 2nd Read "Outsmart Your Smartphone by Catherine Steiner-Adair page 376-389 (Respond to Notice and Note)
- Analyze the text questions page 386

Writing:

Reflection: After reading the articles, what is your position on the success of social media sites, especially with adolescents? Use evidence from the articles to support your perspective?

Day 15

Do Now:

- Read independently for 20 min.
- Respond in Reader's Notebook

Writing:

Write an essay explaining your position on the increase in popularity of social media with adolescents. Remember to state the issue and your claim. Remember to use details for support and restate your claim.

Newark Board of Education	Grade 8	Social Studies Plan
<p>Week One</p> <p>6.3.8.A.1 Deliberate on a public issue affecting an upcoming election, consider opposing arguments, and develop a reasoned conclusion.</p>	<p>Day 1 Read: “Ending School Segregation in the U.S.”</p> <p>See article here.</p> <p>Complete Note Catcher</p> <p>Write: Write a response in your notebook to these questions:</p> <ul style="list-style-type: none"> • Why is the event described in the article taught in schools today? • What are the lasting lessons that we can learn from studying this event? • Support your response with evidence from the text. 	
<p>Day 2</p> <p>Read: “What school segregation looks like in the U.S. today, in four charts”</p> <p>See article here.</p> <p>Complete Note Catcher</p> <p>Write: Write a response in your notebook to these questions:</p> <ul style="list-style-type: none"> • Make and support a claim about why someone should read this text. • What makes this text worth reading? • What will a reader gain or what might a reader do after reading this? • Support your response with specific details from the text 	<p>Day 3</p> <p>Read: “Study shows racial segregation, child poverty rising in United States”</p> <p>See article here.</p> <p>Complete Note Catcher</p> <p>Write: Write a response in your notebook to these questions:</p> <ul style="list-style-type: none"> • Write a short paragraph that explains the central idea of the article. • Use at least two details from the article to support your response. 	
<p>Day 4</p> <p>Write: Write a response in your notebook to these questions:</p> <ul style="list-style-type: none"> • What successes have been made in the US to desegregate schools and what are some steps that need to happen to continue this work? 	<p>Day 5</p> <p>Research: Write a response in your notebook:</p> <ul style="list-style-type: none"> • What do the presidential candidates propose to do about schools? 	

Week Two

6.3.8.A.1

Deliberate on a public issue affecting an upcoming election, consider opposing arguments, and develop a reasoned conclusion.

Day 6

Read: “Voting rights groups want Election Day to become a national holiday”

See article [here](#).

Complete Note Catcher

Write: Write a response in your notebook to these questions:

- **How did Americans in the past experience Election Day differently than Americans do today?**

Day 7

Read: “Old laws stopped 6.1 million people from voting for president”

See article [here](#).

Complete Note Catcher

Write: Write a response in your notebook to these questions:

- **If you were going to add another picture or chart to this article to help readers better understand an important point, what would it be and why?**

Day 8

Read: “Native Americans resisting efforts to limit their voting rights”

See article [here](#).

Complete Note Catcher

Write: Write a response in your notebook to these questions:

- **What caused low voter turnout for Native Americans over the years?**

Day 9

Write: Write a response in your notebook to these questions:

- **What needs to change to have greater participation in general elections?**
- **Use specific information from the texts to support your answers.**

Day 10

Research:

- **Compare the campaign posters of the major candidates.**
- **What are the similarities and differences?**
- **Which is your favorite?**
- **What should be included in posters to appeal to a diverse voting population.**

<p>Week Three</p> <p>6.3.8.B.1 Evaluate alternative land use proposals and make recommendations to the appropriate governmental agency regarding the best course of action.</p>	<p>Day 11</p> <p>Read: “In San Francisco, hotels welcome bees as honored guests”</p> <p>See article here.</p> <p>Complete Note Catcher</p> <p>Write: Write a response in your notebook to this question:</p> <ul style="list-style-type: none"> • What are some challenges that keep bees might pose to hotel guests?
<p>Day 12</p> <p>Read: “Shining a new light on growing food by farming indoors”</p> <p>See article here.</p> <p>Complete Note Catcher</p> <p>Write: Write a response in your notebook to this question:</p> <ul style="list-style-type: none"> • According to the section "Many Reasons To Develop High-Tech Farming," how do vertical LED farms grow plants? 	<p>Day 13</p> <p>Read: “Ancient terraces are protecting people's food supply in Peru today”</p> <p>See article here.</p> <p>Complete Note Catcher</p> <p>Write: Write a response in your notebook to this prompt:</p> <ul style="list-style-type: none"> • Pretend you are a farmer today working to repair an ancient Incan canal. • Write an entry in your diary describing your day at work. • As you write your diary entry, compare the work you are doing today to the work the original Incans did.
<p>Day 14</p> <p>Write: Write a response in your notebook to these questions:</p> <ul style="list-style-type: none"> • Which idea presented in the articles would make the most sense for our community? • Can we incorporate more than one idea? • Write a letter to Mayor Ras Baraka explaining the ideas and what you believe we should do. 	<p>Day 15</p> <p>Write: Write a response in your notebook to this task:</p> <ul style="list-style-type: none"> • Think about the articles you read this week. • Elaborate on what you wrote yesterday. • Consider how your ideas would look at your school.

Grade 8 World Languages

Day 1

DO NOW

Hi! -Hola

Mi nombre es _____ (My name is.....)

Tengo _____ años (I am....years old)

Mi color favorito es _____ (My favorite color is.....)


Hoy hace _____ (Today the weather is.....hot/calor-cold/frío).

Shared Cultural Information and Activities:

Puerto Rico is surrounded by the Carribbean Sea and the Atlantic Ocean. The capital of the island is San Juan. Spanish is the official language of Puerto Rico. The Taíno Indians, who lived on the island, called it *Boriken* or *Borinquen* which means: "the land of the valiant and noble Lord". Tropical Marine, average temperatures year round between 80 °F and 70 °F.

Puerto Rico

Atlantic Ocean



Caribbean Sea

Write some of the things you've learned about Puerto Rico below:

Day 2

DO NOW

Hi! -Hola

Mi nombre es _____ (My name is.....)

Tengo _____ años (I am....years old)

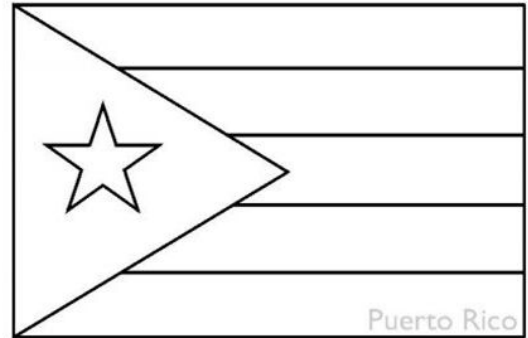
Mi color favorito es _____ (My favorite color is.....)

Hoy hace _____ (Today the weather is.....hot/calor-cold/frío).

Shared Cultural Information and Activities:

The two white stripes represent the victory and peace that they would have after gaining independence. The white star represented the island of Puerto Rico. The blue represents the sky and blue coastal waters. The triangle represents the three branches of government.

Puerto Rico



(c) www.flagspot.net

Write two things you learned about the Puerto Rican flag.

Closure: Farewells
Good bye- Adiós.
See you later! - Hasta luego.

Closure: Farewells
Good bye- Adiós.
See you later! - Hasta luego.

Day 3

DO NOW

Hi! -Hola
Mi nombre es _____ (My name is.....)
Tengo _____ años (I am....years old)
Mi color favorito es _____ (My favorite color is.....)
Hoy hace _____ (Today the weather is.....hot/calor-cold/frío).

Shared Cultural Information and Activities:

Mexico is located in the continent of North America. This country borders the Caribbean Sea, Gulf of Mexico, Pacific Ocean. The official language is Spanish, although over 130 indigenous languages are spoken. There are 31 states in Mexico as well as the capital city (Mexico City). The climate in Mexico is tropical with a rainy and dry season and little temperature fluctuation from season to season. The temperature in all areas of Mexico typically ranges between 50 °F and 90 °F throughout the year.

México



Write three things you learned about México.

Day 4

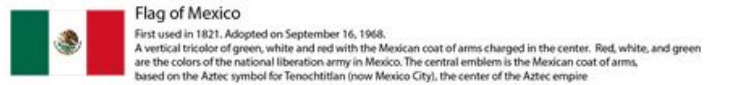
DO NOW

Hi! -Hola
Mi nombre es _____ (My name is.....)
Tengo _____ años (I am....years old)
Mi color favorito es _____ (My favorite color is.....)
Hoy hace _____ (Today the weather is.....hot/calor-cold/frío).

Shared Cultural Information and Activities:

The three colors of Mexico’s flag hold deep meaning for the country and citizens: green represents hope and victory, white stands for the purity of Mexican ideals and red brings to mind the blood shed by the nation’s heroes.

México



Write three things you learned about the Mexican flag.

Closure: Farewells
Good bye- Adiós.
See you later! - Hasta luego.

Closure: Farewells
Good bye- Adiós.
See you later! - Hasta luego.

Day 5

DO NOW

Hi! -Hola
Mi nombre es _____(My name is.....)
Tengo ____ años (I am....years old)
Mi color favorito es _____(My favorite color is.....)
Hoy hace _____(Today the weather is.....hot/calor-cold/frío).

Shared Cultural Information and Activities:

Spain is located on the Iberian Peninsula, in the southwest corner of Europe. Spanish is the official language of the country. People love eating fish (pescado), rice (arroz) and all kinds of steaks (carnes). The capital of Spain is Madrid. Spain has a predominantly warm Mediterranean climate, with dry summers and winters with balanced temperatures.

Day 6

DO NOW

Hi! -Hola
Mi nombre es _____(My name is.....)
Tengo ____ años (I am....years old)
Mi color favorito es _____(My favorite color is.....)
Hoy hace _____(Today the weather is.....hot/calor-cold/frío).

Shared Cultural Information and Activities:

The red castle represents the Kingdom of Castile, and the red lion represents the Kingdom of Leon, the vertically-running red and yellow stripes represent the kingdom of Aragon, the golden chain link represents the kingdom of Navarre.

España (Spain)



Write three things you learned about España.

Closure: Farewells
Good bye- Adiós.
See you later! - Hasta luego.

España



Write three things you learned about the Spanish flag.

Closure: Farewells
Good bye- Adiós.
See you later! - Hasta luego.

Day 7

DO NOW

Hi! -Hola

Mi nombre es _____ (My name is.....)

Tengo _____ años (I am....years old)

Mi color favorito es _____ (My favorite color is.....)

Hoy hace _____ (Today the weather is.....hot/calor-cold/frío).

Shared Cultural Information and Activities:

Dominican Republic is located on the island of Hispaniola, between the Caribbean Sea and the Atlantic Ocean. Dominican Republic is bordered by Haiti to the east. The official language is Spanish. Santo Domingo is the oldest city in the Americas.

The climate is generally hot with tropical temperature all year although it does vary from region. The annual average temperature is 77°Fahrenheit.



Write three things you learned about the Dominican Republic.

Closure: Farewells

Good bye- Adiós.

See you later! - Hasta luego.

Day 8

DO NOW

Hi! -Hola

Mi nombre es _____ (My name is.....)

Tengo _____ años (I am....years old)


Mi color favorito es _____ (My favorite color is.....)

Hoy hace _____ (Today the weather is.....hot/calor-cold/frío).

Shared Cultural Information and Activities:

The main colors of the Dominican Republic's national flag are red, white, and blue. ...The color blue represents liberty. The white cross is a symbol of salvation. The red of the flag represents the blood lost by the nation's heroes.

República Dominicana



Write three things you learned about the Dominican Republic flag.

Closure: Farewells

Good bye- Adiós.

See you later! - Hasta luego.

Day 9

DO NOW

Hi! -Hola

Mi nombre es _____ (My name is.....)

Tengo _____ años (I am....years old)

Mi color favorito es _____ (My favorite color is.....)

Hoy hace _____ (Today the weather is.....hot/calor-cold/frío).

Shared Cultural Information and Activities:

Guatemala is located in Central America. It is bound by Mexico to the north and west, the Pacific Ocean to the southwest, Belize and the Caribbean Sea to the east and Honduras and El Salvador to the southeast.... The official language is Spanish. The capital of Guatemala is Guatemala City. The weather is eternally comfortable neither to hot or too cold. The temperature which average 70 and 80 °F throughout the year



Write three things you learned about Guatemala.

Day 10

DO NOW

Hi! -Hola

Mi nombre es _____ (My name is.....)

Tengo _____ años (I am....years old)

Mi color favorito es _____ (My favorite color is.....)

Hoy hace _____ (Today the weather is.....hot/calor-cold/frío).

Shared Cultural Information and Activities:

The flag of Guatemala features two colors: Sky blue and white. The two Sky blue stripes represent the fact that Guatemala is a land located between two oceans, the Pacific Ocean and the Atlantic Ocean; and the sky over the country.

Guatemala



Flag of Guatemala
Adopted in 1871
A vertical tricolor of blue and white, with the Coat of arms of Guatemala centered in the center.

Write three things you learned about the Guatemalan flag.

Closure: Farewells
Good bye- Adiós.
See you later! - Hasta luego.

Closure: Farewells
Good bye- Adiós.
See you later! - Hasta luego.

Day 11

DO NOW

Hi! -Hola
Mi nombre es _____(My name is.....)
Tengo _____años (I am....years old)
Mi color favorito es _____(My favorite color is.....)
Hoy hace _____(Today the weather is.....hot/calor-cold/frío).

Shared Cultural Information and Activities:

Honduras is a country in Central America. Honduras borders the Caribbean Sea and the North Pacific Ocean. Guatemala lies to the west, Nicaragua south east and El Salvador to the south west. The official and most widely spoken language in Honduras is Spanish. Several indigenous languages are also spoken in this country. The capital is Tegucigalpa. Honduras weather is considered tropical on both its Pacific and Caribbean coasts. The temperature here average 77.4 Fahrenheit.



Day 12

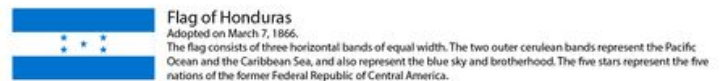
DO NOW

Hi! -Hola
Mi nombre es _____(My name is.....)
Tengo _____años (I am....years old)
Mi color favorito es _____(My favorite color is.....)
Hoy hace _____(Today the weather is.....hot/calor-cold/frío).

Shared Cultural Information and Activities:

The Honduran flag has three stripes of equal dimensions. Two blue stripes border the central white band. The blue ones represent the Pacific and Caribbean sea that create the shoreline of Honduras. The inner white bands stands for patriotism and peace.

Honduras



Write three things you learned about Honduras.

Closure: Farewells
Good bye- Adiós.
See you later! - Hasta luego.

Write three things you learned about the Honduran flag.

Closure: Farewells
Good bye- Adiós.
See you later! - Hasta luego

Day 13

DO NOW

Hi! -Hola

Mi nombre es _____ (My name is.....)

Tengo _____ años (I am....years old)

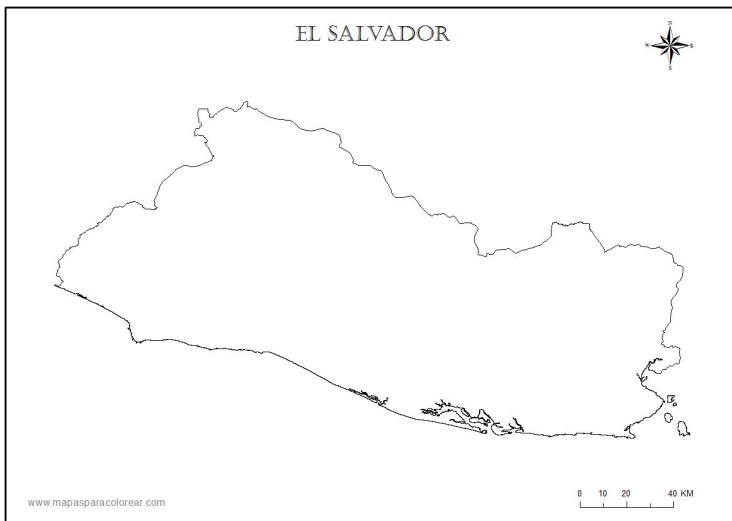
Mi color favorito es _____ (My favorite color is.....)

Hoy hace _____ (Today the weather is.....hot/calor-cold/frío).

Shared Cultural Information and Activities:

El Salvador is located in Central America. El Salvador is bordered by the Pacific Ocean, Guatemala to the west, and Honduras to the north and east. The official language of El Salvador is Spanish. The capital is San Salvador. Temperatures vary with altitude, in general, the climate is warm, with an annual average maximum of 90° F and an average minimum of 64° F.

El Salvador



Write three things you learned about Salvador..

Day 14

DO NOW

Hi! -Hola

Mi nombre es _____ (My name is.....)

Tengo _____ años (I am....years old)

Mi color favorito es _____ (My favorite color is.....)

Hoy hace _____ (Today the weather is.....hot/calor-cold/frío).

Shared Cultural Information and Activities:

The flag of El Salvador has three horizontal stripes. The blue stripes of the flag represent the two oceans that border Central America, the Atlantic and the Pacific. The central white stripe symbolizes peace.

El Salvador



Flag of El Salvador
Adopted on May 27, 1912.
Three equal horizontal stripes - the top and bottom stripe are blue; and the middle stripe is white with El Salvador coat of arms on it. The blue stripes represent the Pacific Ocean and Caribbean Sea; while the white stripe symbolizes peace.
The flag of El Salvador was inspired by the flag of the Federal Republic of Central America, and by the flag of Argentina.

Write three things you learned about the Salvadoran flag.

Closure: Farewells

Good bye- Adiós.

See you later! - Hasta luego.

Closure: Farewells

Good bye- Adiós.

See you later! - Hasta luego.

Day 15

DO NOW

Hi! -Hola

Mi nombre es _____ (My name is.....)

Tengo _____ años (I am....years old)

Mi color favorito es _____ (My favorite color is.....)

Hoy hace _____ (Today the weather is.....hot/calor-cold/frío).

Shared Cultural Information and Activities:

Ecuador is located on the northwestern coast of South America, between Peru to the south and east and Colombia to the north.

Spanish is the official language of this country. The capital is Quito.

Although Ecuador is not a particularly large country, there is great variety in the climate, largely determined by altitude. It is mild year-round in the mountain valleys; humid in the tropical Pacific coastal areas and the lowlands are covered with rainforests. Because of its location at the equator, Ecuador experiences little variation in daylight hours during the course of a year.

Notes From Your Teacher:

Ecuador



Write three things you learned about Ecuador.

Closure: Farewells

Good bye- Adiós.

See you later! - Hasta luego.