



Newark Public Schools  
School Advisory Board  
**Superintendent's Report**

SAB Regular Public Meeting: October 22, 2013

**FINAL**

# **In this Report:**

- **District Priorities and Objectives**
- **Family & Community Engagement: Parent PowerSchool Portal Implementation**
- **Student Support Teams**
- **Summer School 2013**

# District Priorities...

This is our **ultimate goal...**

## Ensure all students graduate college-ready

All students master academic, social, and emotional skills to succeed in college

...we will get there by dramatically **transforming teaching and learning...**

## Develop effective professionals in every classroom

All teachers are professionals who focus on what students learn rather than what they are taught

## Cultivate transformational school leaders

Principals maintain laser focus on college readiness for all students and have decision-making flexibility and accountability to drive results

...and creating the **enabling conditions** for this transformation to occur

## Re-imagine NPS as a service-oriented team

Central office exists to serve and support schools as the primary unit of change

## Provide top tier school options for all students

Every Newark school ensures that all students are on track to graduate college-ready

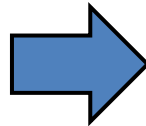
## Engage and involve stakeholders to contribute to college readiness

Families and communities recognize and advocate for great teaching and schools; families actively partner with schools to ensure their students are on the path to college readiness

# Priorities

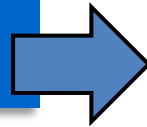
# Objectives

**Ensure all students graduate college-ready**



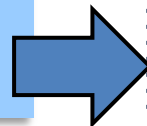
- College-going culture
- Common Core
- ACT
- Higher Education Partnerships
- Social and emotional learning
- Building college knowledge
- Technology

**Develop effective professionals in every classroom**



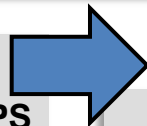
- Teacher pipeline
- Teacher teams/peer support
- Teacher evaluation
- Breakthrough contract

**Cultivate transformational school leaders**

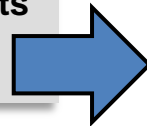


- Recruit and retain
- School-based progress reports
- Best-in-class training
- School-based budgeting
- Layer above school
- Breakthrough contract

**Re-imagine NPS as a service-oriented team**

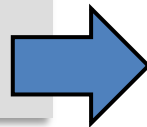


**Provide top tier school options for all students**



- Optimize resources
- Data and technical infrastructure
- Transform operations
- Restructure teams
- Core values
- Magnet Schools admission process
- Adolescent-focused programs
- Early Childhood Education programs
- Charters as Partner transformation – sharing training and promising practices
- School Turn Arouds

**Engage and involve stakeholders to contribute to college readiness**



- Performance data
- Gap between school and home
- Strategic partnerships
- High expectations for students, schools, and NPS

## PowerSchool Parent Portal Implementation

### Goal

To roll out PowerSchool Parent Portal to all schools by December 2013

### Benefits

- Regular and timely home-school communication
- Parents/Guardians have instantaneous access to their children's attendance and progress
- Increased parental involvement, promoting student success
- Increased teacher accountability

## School Responsibilities for Successful Implementation

- Provide families access to computers
- Ensure PowerSchool is current
- Provide PowerSchool administrative access to parent liaisons and community resource specialists for Access ID & Password generation records
- Facilitate workshops for families to support them with technology usage

## Parent Portal: School Training Plan

- The Office of Family and Community Engagement is facilitating a 2-part training (organized by networks) to ensure the school's staff has the information needed for successful implementation of the PowerSchool Parent Portal
- By the end of the 2<sup>nd</sup> training, the school team will have a customized plan to roll-out the PowerSchool Parent Portal to families
- This plan will include activities such as Parent Workshops during Parent/Teacher Conferences

## Parent Portal: District Training Plan

### PowerSchool Parent Portal will be rolled out in 5 cohorts:

- Training for Cohorts 1 and 2 occurred in Spring 2013
  - 17 schools participated
- Cohort 3 will be trained on 10/8 and 10/25
  - 16 schools will participate
- Cohort 4 will be trained on 10/9 and 10/23
  - 17 schools will participate
- Cohort 5 will be trained on 10/10 and 10/24
  - 18 schools will participate



# Student Support Teams

The Student Support Team (SST) is a proactive, multidisciplinary team that improves school safety, builds a strong culture, and ensures the delivery of integrated student support services.

## SSTs:

- Engage in more than just intervention and referral services
- Operate as a multidisciplinary team, where principals, teachers and support staff collaborate and develop environmental and structural factors to impact school culture and student performance
- Maintain a consistent meeting schedule, with clear objectives/meeting agenda
- Use data to develop targeted group interventions (TGI)—early intervention strategies
- Provide consistent follow-through; evaluating interventions for their effectiveness and making modifications to ensure student success



## STUDENT SUPPORT TEAMS



### CORE TEAM MEMBERS

- Principal
- Nurse
- Social Worker
- Guidance Counselor
- Parent Liaison
- CST Member
- Teacher
- School Resource Officer

# SST PROCESS



List of Students  
In Need of  
Services

## DATA & REFERRAL ANALYSIS

Multidisciplinary team analyzes trends and screens incoming referrals to the SST



## PREVENTATIVE GROUPS

Tier 2 - Early Intervention Programming

Managing Emotions ★ ★ ★ ★

Conflict Resolution ★ ★ ★ ★

## INDIVIDUAL ASSESSMENTS

Tier 3 - Individualized support planning for students with significant challenges impacting multiple areas of performance (academic, behavior, attendance, and/or health).

## PAP MEETINGS

Pupil Action Plan Meetings are collaborative sessions between parents, students, community partners, and SST members that define what will be done to help.

## MONITORING STUDENT PROGRESS

Bi-Weekly Meetings and 40-Day Assessment serve to ensure interventions are being implemented with fidelity and determine their impact.



Student A  
HIB  
Interventions



Student C  
Attendance  
Interventions



Student B  
Academic  
Interventions



# Summer School 2013: Key Facts

## Offerings

- Student leadership opportunities
- Summer Youth Development Recreation
- Visual and performing arts opportunities
- Career Exploration Program
- Project Plus

## Elementary

- Focus on critical math and literacy skill development
- Project based learning opportunities

## Secondary

- Summer Bridge Programs for rising ninth grade students
- Credit Recovery
- Acceleration

*Additional Qualifying Criteria: Bilingual: ESL English Plus; Special Education: Extended School Year (ESY) as designated by IEP.*

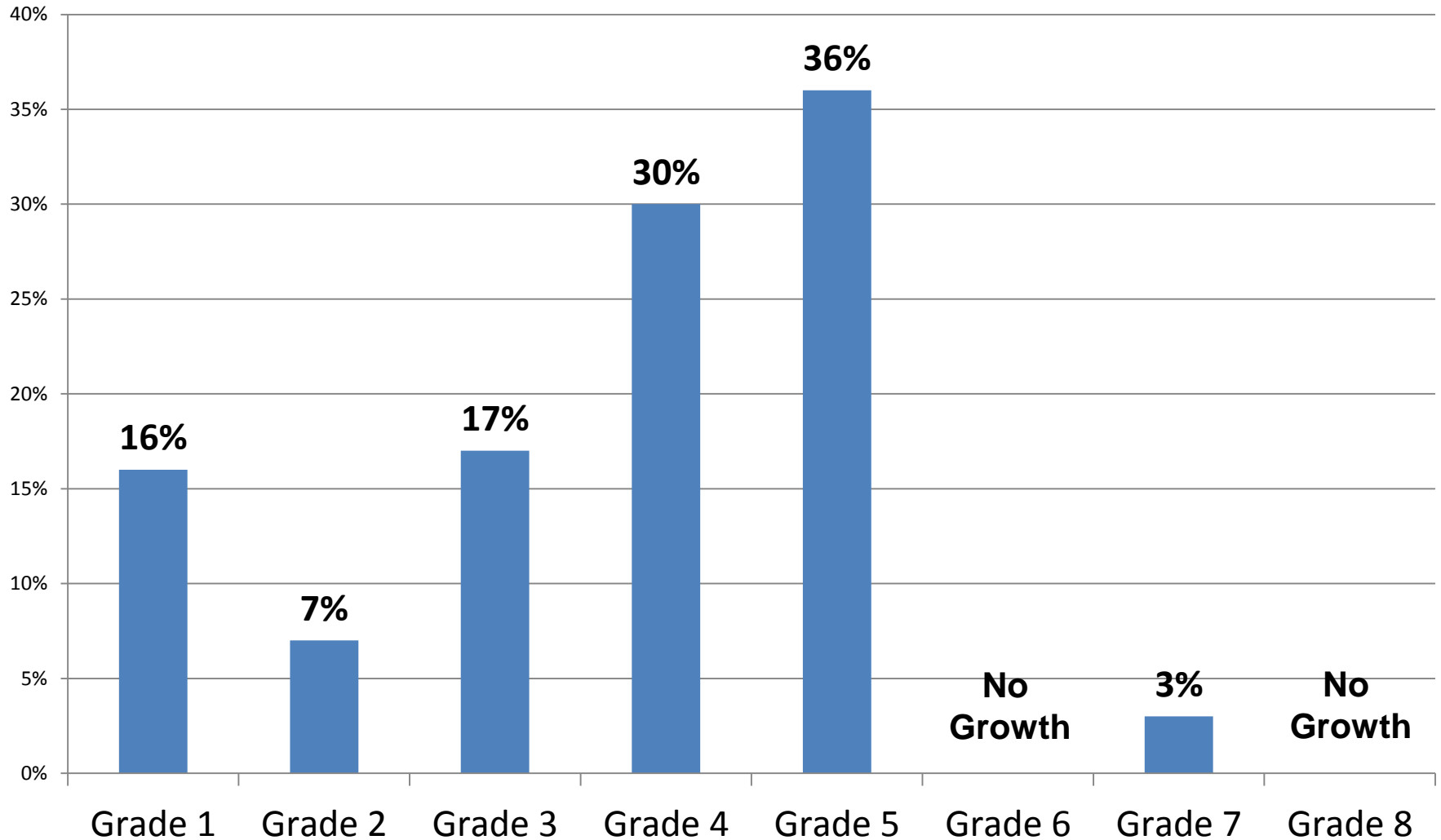
# Summer School 2013: Enrollment\*

Program	2012	2013*
Elementary Program	4050	4163
English Plus	675	750
Gifted and Talented	125	
Project Plus		250
Summer Arts	113	120
Career Exploration	150	125
Summer Sports Camps	750	750
SYDP	3800	3221
Secondary Program	<u>2769</u>	<u>3052</u>
<b>Total</b>	<b>12,432</b>	<b>12,431</b>

\*Based on the peak daily attendance for these programs.

# Summer School 2013

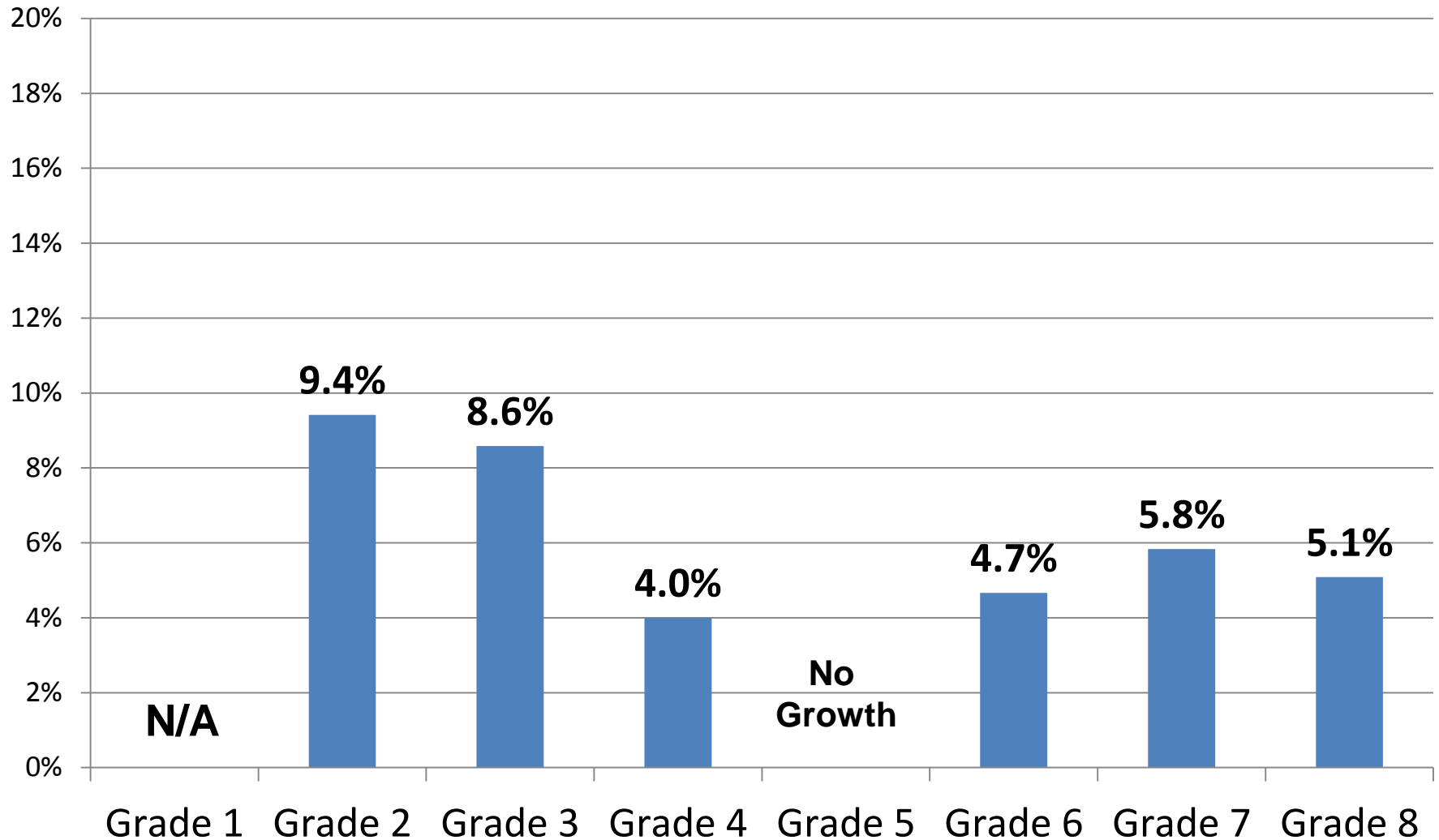
## Literacy Results Grades 1-8 - 2013 Average % Growth - Pre & Post Assessment



Results are for those students who regularly attended

# Summer School 2013

## Math Results Grades 1-8 - 2013 Average % Growth - Pre & Post Assessment



Results are for those students who regularly attended

## Project Plus Key Takeaways

### Areas of Strength

- Project Plus proved workable and popular
- There were strong partnerships with Project USE, Playwrights of NJ, NJPAC

### Areas of Growth

- Project Plus needs to be better coordinated across the various summer school programs (ESY, English Plus, SSYDP, etc.)
- Students and parents need to be better oriented to the new approach

# Summer School 2013: High Schools

## Enrollment

<u>Secondary Enrollment</u>	<u>2013</u>
Summer School at Science Park (2013)/ Barringer (2012)	1430
Summer School at Central	1040
Summer School at the YE <sup>2</sup> S Center	582
Total	3052

## Grade Distribution

	2013
A	454
B	641
C	699
D	334
F	585



- END -