

School Summary 2017-18

Early Childhood School North

Principal	Ward	Community School	School Type	Grades offered in 18-19	Student Enrollment 18-19
Dorothy Handfield	North	No	Early Childhood	PK3-PK4	157

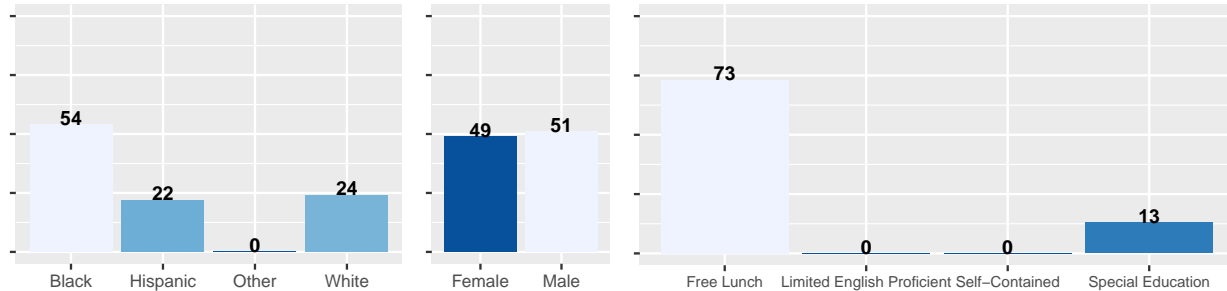
Note:

Barringer STEAM and Barringer Arts merged in the 2018-19 school year

Note:

Student Enrollment based on October 2018 ASSA Submission

Student Demographics as of 10/15/2018 (Numbers displayed as percent of student body)



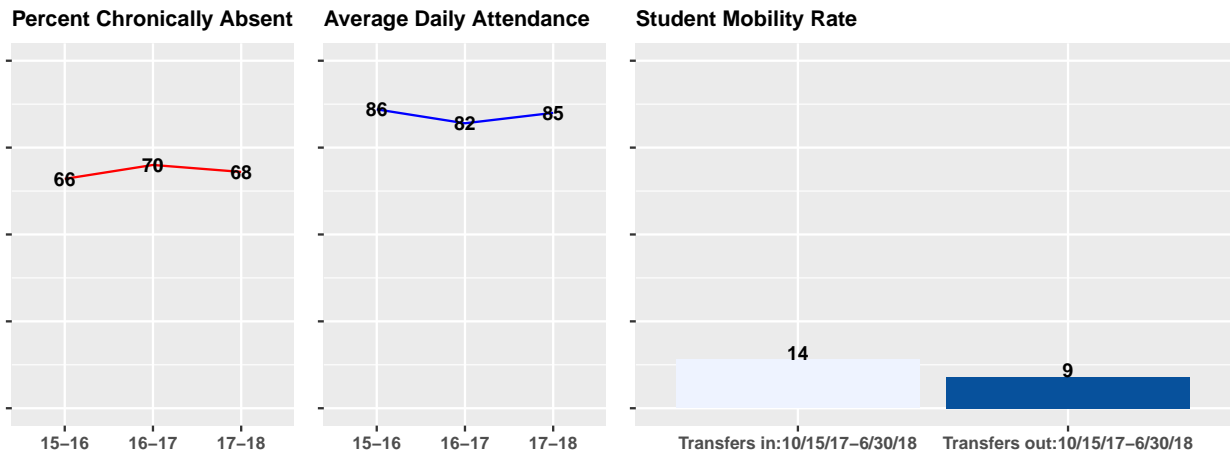
School Resources and Programs

Bilingual Programs Offered 18-19	Special Ed. Programs Offered 18-19	Head Start Offered 18-19	Percent AP Participation
None	None	Yes	NA

Teacher and Class Information

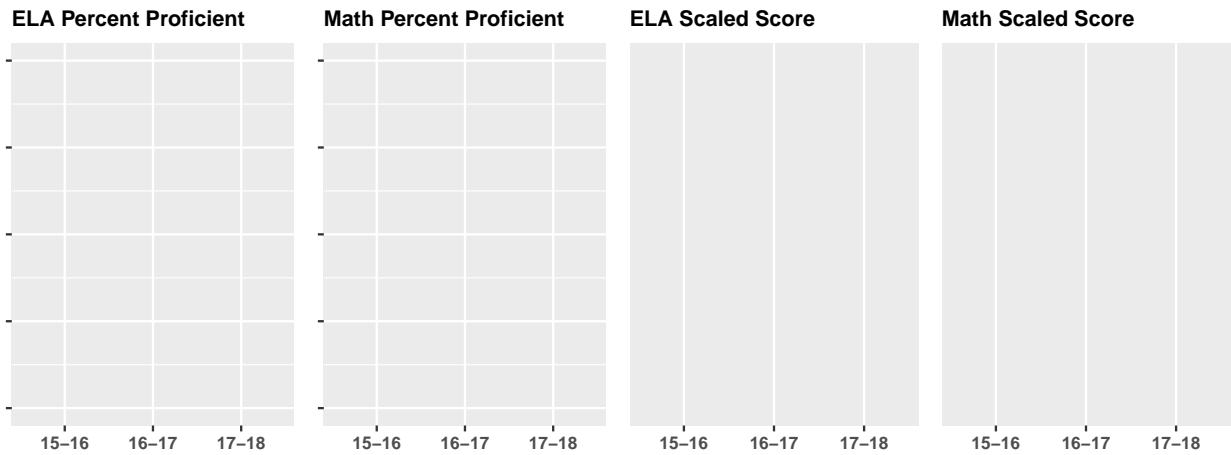
Measure	Result
Percent Teachers with five or more years of service in NPS	21%
Percent of effective and highly effective teachers retained(16-17 to 17-18)	65%
Percent instructional staff missing 4 days or fewer	13%
Student-Teacher Ratio	11.3 to 1
Average Section Size K-3	NA
Average Section Size 4-8	NA
Average Section Size 9-12	NA

Attendance and Student Mobility



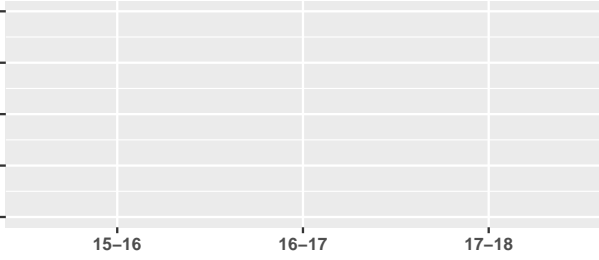
PARCC Performance 2017-18

```
## Warning: Removed 3 rows containing missing values (geom_path).  
## Warning: Removed 3 rows containing missing values (geom_text).  
## Warning: Removed 3 rows containing missing values (geom_path).  
## Warning: Removed 3 rows containing missing values (geom_text).  
## Warning: Removed 3 rows containing missing values (geom_path).  
## Warning: Removed 3 rows containing missing values (geom_text).  
## Warning: Removed 3 rows containing missing values (geom_path).  
## Warning: Removed 3 rows containing missing values (geom_text).
```



Graduation and Post-secondary Outcomes

Graduation Rate



Post-Secondary Enrollment 2016-17

