

School Summary 2017-18

Early Childhood School Central

Principal	Ward	Community School	School Type	Grades offered in 18-19	Student Enrollment 18-19
Dorothy Handfield	Central	No	Early Childhood	PK3-PK4	225

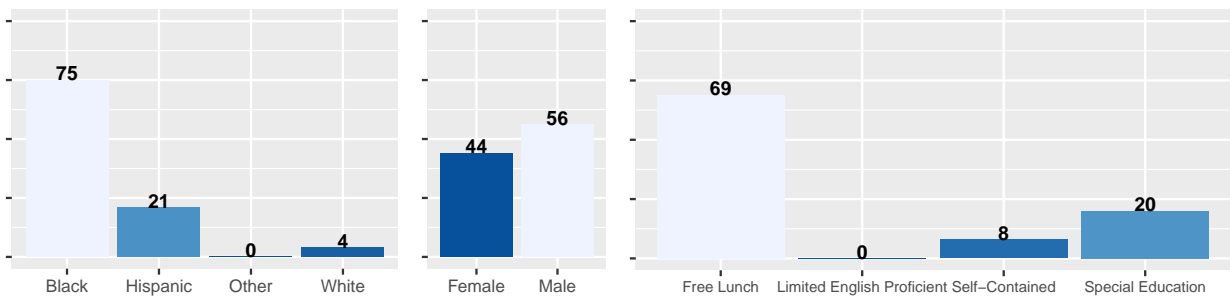
Note:

Barringer STEAM and Barringer Arts merged in the 2018-19 school year

Note:

Student Enrollment based on October 2018 ASSA Submission

Student Demographics as of 10/15/2018 (Numbers displayed as percent of student body)



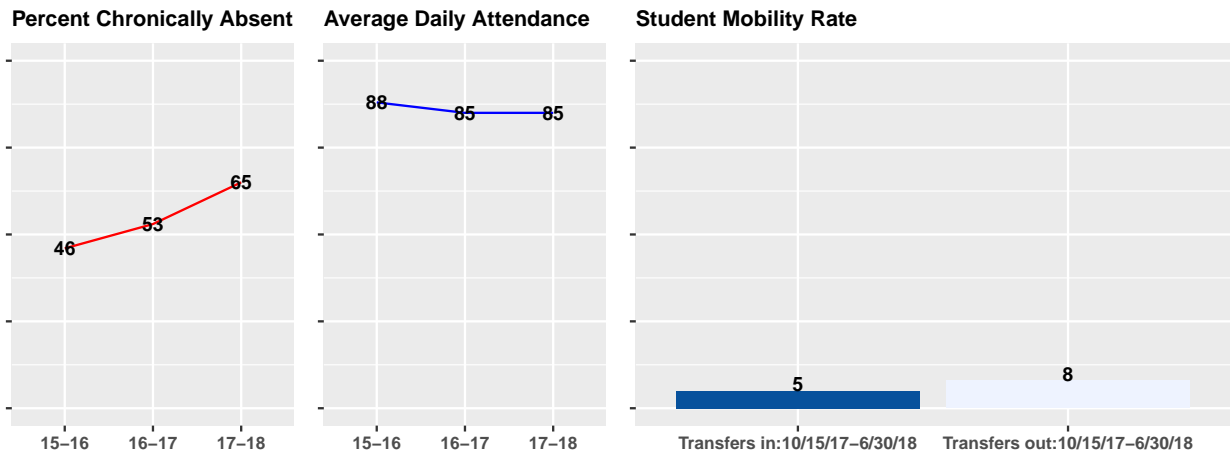
School Resources and Programs

Bilingual Programs Offered 18-19	Special Ed. Programs Offered 18-19	Head Start Offered 18-19	Percent AP Participation
None	Pre-School Dis., Pre-School Dis-Aut	Yes	NA

Teacher and Class Information

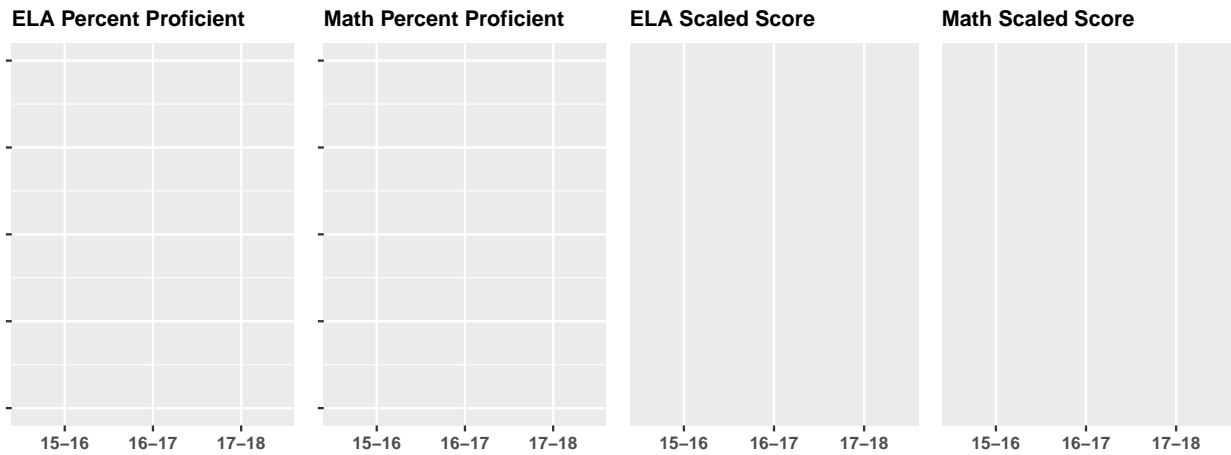
Measure	Result
Percent Teachers with five or more years of service in NPS	18%
Percent of effective and highly effective teachers retained(16-17 to 17-18)	96%
Percent instructional staff missing 4 days or fewer	10%
Student-Teacher Ratio	13.7 to 1
Average Section Size K-3	NA
Average Section Size 4-8	NA
Average Section Size 9-12	NA

Attendance and Student Mobility



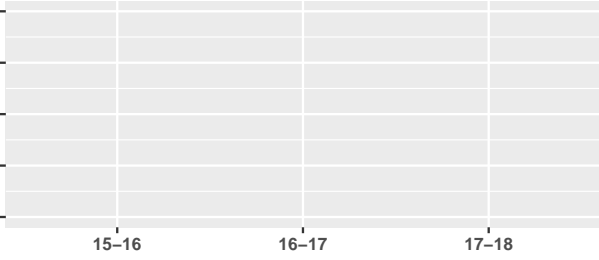
PARCC Performance 2017-18

```
## Warning: Removed 3 rows containing missing values (geom_path).
## Warning: Removed 3 rows containing missing values (geom_text).
## Warning: Removed 3 rows containing missing values (geom_path).
## Warning: Removed 3 rows containing missing values (geom_text).
## Warning: Removed 3 rows containing missing values (geom_path).
## Warning: Removed 3 rows containing missing values (geom_text).
## Warning: Removed 3 rows containing missing values (geom_path).
## Warning: Removed 3 rows containing missing values (geom_text).
```



Graduation and Post-secondary Outcomes

Graduation Rate



Post-Secondary Enrollment 2016-17

